



Staff : DR.ARYA C A

Subject : HUN101 - LIFESKILLS

Session Name: Feedback 2023 December

Session Id : TE-SN2185-Dec-2023

Users Completed : 47

Batch : BTech KTU CS 2K23

Survey Id : TE26-Jan-2020

Overall Score : 79.25

Section	Question	Option	Mark	Users Opted	Opted %	Total Mark
1	1. Subject Knowledge	Excellent	17.75	25	53.19%	443.75
		Good	14.13	10	21.28%	141.3
		Fair	10.28	5	10.64%	51.4
		Poor	3.53	5	10.64%	17.65
		Can't Judge	8.00	2	4.26%	16
	2. Clarity and Understanding of teachers Explanations	Excellent	14.50	28	59.57%	406
		Good	11.81	8	17.02%	94.48
		Fair	8.11	3	6.38%	24.33
		Poor	2.01	5	10.64%	10.05
		Can't Judge	4.09	3	6.38%	12.27
	3. Teachers Willingness to Help	Excellent	7.50	26	55.32%	195
		Good	5.71	10	21.28%	57.1
		Fair	4.04	2	4.26%	8.08
		Poor	1.13	7	14.89%	7.91
		Can't Judge	2.21	2	4.26%	4.42
	4. Approximate % of classes NOT engaged by the teachers	Less than 10	5.85	26	55.32%	152.1
		10 to 25	3.66	7	14.89%	25.62
		More than 25	1.91	7	14.89%	13.37
		Can't Judge	1.64	7	14.89%	11.48
	5. Whether the teachers dictates notes only	No	4.00	34	72.34%	136
Yes		0.67	7	14.89%	4.69	
Can't Judge		1.65	6	12.77%	9.9	
2	1. Teachers ability to organize lecture	Excellent	9.25	26	55.32%	240.5
		Satisfactory	6.34	11	23.4%	69.74
		Inadequate	2.50	7	14.89%	17.5
		Can't Judge	3.16	3	6.38%	9.48
	2. Speed of presentation	Just Right	4.75	35	74.47%	166.25
		Too Fast	1.34	5	10.64%	6.7
		Can't Judge	1.40	7	14.89%	9.8
	3. Does the teacher encourage questioning	Yes	6.88	31	65.96%	213.28
		Some Times	3.89	10	21.28%	38.9
		No	0.74	4	8.51%	2.96
		Can't Judge	1.78	2	4.26%	3.56
	4. Behavior of the teacher	Pleasant	6.75	33	70.21%	222.75
		Indifferent	2.78	3	6.38%	8.34
		Unpleasant	1.28	7	14.89%	8.96
		Can't Judge	1.94	4	8.51%	7.76
	5. Sincerity of the teacher	Sincere	11.50	34	72.34%	391
		Not Sincere	1.33	7	14.89%	9.31
		Unable to Judge	5.06	6	12.77%	30.36
		Blank	4.03	0	0%	0
	6. Overall Teaching effectiveness	Excellent	11.25	26	55.32%	292.5
		Good	9.03	10	21.28%	90.3
		Fair	6.46	5	10.64%	32.3
		Poor	1.56	5	10.64%	7.8
		Can't Judge	2.03	1	2.13%	2.03

Strength and Weakness

No remarks found.

Special Remarks

No special remarks found.

Head of The Department



(Handwritten signature)

PRINCIPAL
Sree Chitra Thirunal
College of Engineering
Trivandrum - 18



Staff : DR.ABHILASH S.S.

Subject : EST120(B) - BASICS OF CIVIL & MECHANICAL ENGINEERING

Session Name : Feedback 2023 December

Session Id : TE-SN2185-Dec-2023

Users Completed : 48

Batch : BTech KTU CS 2K23

Survey Id : TE26-Jan-2020

Overall Score : 93.42

Section	Question	Option	Mark	Users Opted	Opted %	Total Mark
1	1. Subject Knowledge	Excellent	17.75	40	83.33%	710
		Good	14.13	5	10.42%	70.65
		Fair	10.28	2	4.17%	20.56
		Poor	3.53	1	2.08%	3.53
		Can't Judge	8.00	0	0%	0
	2. Clarity and Understanding of teachers Explanations	Excellent	14.50	39	81.25%	565.5
		Good	11.81	7	14.58%	82.67
		Fair	8.11	1	2.08%	8.11
		Poor	2.01	1	2.08%	2.01
		Can't Judge	4.09	0	0%	0
	3. Teachers Willingness to Help	Excellent	7.50	36	75%	270
		Good	5.71	8	16.67%	45.68
		Fair	4.04	4	8.33%	16.16
		Poor	1.13	0	0%	0
		Can't Judge	2.21	0	0%	0
	4. Approximate % of classes NOT engaged by the teachers	Less than 10	5.85	36	75%	210.6
		10 to 25	3.66	4	8.33%	14.64
		More than 25	1.91	2	4.17%	3.82
		Can't Judge	1.64	6	12.5%	9.84
	5. Whether the teachers dictates notes only	No	4.00	44	91.67%	176
Yes		0.67	2	4.17%	1.34	
Can't Judge		1.65	2	4.17%	3.3	
2	1. Teachers ability to organize lecture	Excellent	9.25	39	81.25%	360.75
		Satisfactory	6.34	7	14.58%	44.38
		Inadequate	2.50	1	2.08%	2.5
		Can't Judge	3.16	1	2.08%	3.16
	2. Speed of presentation	Just Right	4.75	43	89.58%	204.25
		Too Fast	1.34	2	4.17%	2.68
		Can't Judge	1.40	3	6.25%	4.2
	3. Does the teacher encourage questioning	Yes	6.88	41	85.42%	282.08
		Some Times	3.89	3	6.25%	11.67
		No	0.74	2	4.17%	1.48
		Can't Judge	1.78	2	4.17%	3.56
	4. Behavior of the teacher	Pleasant	6.75	45	93.75%	303.75
		Indifferent	2.78	2	4.17%	5.56
		Unpleasant	1.28	0	0%	0
		Can't Judge	1.94	1	2.08%	1.94
	5. Sincerity of the teacher	Sincere	11.50	45	93.75%	517.5
		Not Sincere	1.33	2	4.17%	2.66
		Unable to Judge	5.06	1	2.08%	5.06
		Blank	4.03	0	0%	0
	6. Overall Teaching effectiveness	Excellent	11.25	40	83.33%	450
		Good	9.03	6	12.5%	54.18
		Fair	6.46	1	2.08%	6.46
		Poor	1.56	0	0%	0
		Can't Judge	2.03	1	2.08%	2.03

Strength and Weakness

No remarks found.

Special Remarks

No special remarks found.

Head of The Department



PRINCIPAL
Sree Chitra Thirunal
College of Engineering
Trivandrum - 18



Staff : BINDHU BERNARD

Subject : EST120 - BASICS OF CIVIL & MECHANICAL ENGINEERING

Session Name: Feedback 2023 December

Session Id : TE-SN2185-Dec-2023

Users Completed : 47

Batch : BTech KTU CS 2K23

Survey Id : TE26-Jan-2020

Overall Score : 88.51

Section	Question	Option	Mark	Users Opted	Opted %	Total Mark
1	1. Subject Knowledge	Excellent	17.75	35	74.47%	621.25
		Good	14.13	10	21.28%	141.3
		Fair	10.28	1	2.13%	10.28
		Poor	3.53	1	2.13%	3.53
		Can't Judge	8.00	0	0%	0
	2. Clarity and Understanding of teachers Explanations	Excellent	14.50	29	61.7%	420.5
		Good	11.81	15	31.91%	177.15
		Fair	8.11	2	4.26%	16.22
		Poor	2.01	1	2.13%	2.01
		Can't Judge	4.09	0	0%	0
	3. Teachers Willingness to Help	Excellent	7.50	32	68.09%	240
		Good	5.71	11	23.4%	62.81
		Fair	4.04	2	4.26%	8.08
		Poor	1.13	2	4.26%	2.26
		Can't Judge	2.21	0	0%	0
	4. Approximate % of classes NOT engaged by the teachers	Less than 10	5.85	34	72.34%	198.9
		10 to 25	3.66	6	12.77%	21.96
		More than 25	1.91	2	4.26%	3.82
		Can't Judge	1.64	5	10.64%	8.2
	5. Whether the teachers dictates notes only	No	4.00	34	72.34%	136
Yes		0.67	10	21.28%	6.7	
Can't Judge		1.65	3	6.38%	4.95	
2	1. Teachers ability to organize lecture	Excellent	9.25	31	65.96%	286.75
		Satisfactory	6.34	14	29.79%	88.76
		Inadequate	2.50	1	2.13%	2.5
		Can't Judge	3.16	1	2.13%	3.16
	2. Speed of presentation	Just Right	4.75	39	82.98%	185.25
		Too Fast	1.34	5	10.64%	6.7
		Can't Judge	1.40	3	6.38%	4.2
	3. Does the teacher encourage questioning	Yes	6.88	37	78.72%	254.56
		Some Times	3.89	6	12.77%	23.34
		No	0.74	2	4.26%	1.48
		Can't Judge	1.78	2	4.26%	3.56
	4. Behavior of the teacher	Pleasant	6.75	38	80.85%	256.5
		Indifferent	2.78	7	14.89%	19.46
		Unpleasant	1.28	1	2.13%	1.28
		Can't Judge	1.94	1	2.13%	1.94
	5. Sincerity of the teacher	Sincere	11.50	37	78.72%	425.5
		Not Sincere	1.33	5	10.64%	6.65
		Unable to Judge	5.06	5	10.64%	25.3
		Blank	4.03	0	0%	0
	6. Overall Teaching effectiveness	Excellent	11.25	33	70.21%	371.25
		Good	9.03	8	17.02%	72.24
		Fair	6.46	5	10.64%	32.3
		Poor	1.56	1	2.13%	1.56
		Can't Judge	2.03	0	0%	0

Strength and Weakness
No remarks found.

Special Remarks
No special remarks found.

Head of The Department



PRINCIPAL
Sree Chitra Thirunal
College of Engineering
Trivandrum - 18



Staff : DR.SHIMI LAWRENCE

Subject : EST100 - ENGINEERING MECHANICS

Session Name: Feedback 2023 December

Session Id : TE-SN2185-Dec-2023

Users Completed : 47

Batch : BTech KTU CS 2K23

Survey Id : TE26-Jan-2020

Overall Score : 91.13

Section	Question	Option	Mark	Users Opted	Opted %	Total Mark
1	1. Subject Knowledge	Excellent	17.75	36	76.6%	639
		Good	14.13	9	19.15%	127.17
		Fair	10.28	2	4.26%	20.56
		Poor	3.53	0	0%	0
		Can't Judge	8.00	0	0%	0
	2. Clarity and Understanding of teachers Explanations	Excellent	14.50	32	68.09%	464
		Good	11.81	10	21.28%	118.1
		Fair	8.11	2	4.26%	16.22
		Poor	2.01	3	6.38%	6.03
		Can't Judge	4.09	0	0%	0
	3. Teachers Willingness to Help	Excellent	7.50	34	72.34%	255
		Good	5.71	10	21.28%	57.1
		Fair	4.04	2	4.26%	8.08
		Poor	1.13	1	2.13%	1.13
		Can't Judge	2.21	0	0%	0
	4. Approximate % of classes NOT engaged by the teachers	Less than 10	5.85	34	72.34%	198.9
		10 to 25	3.66	5	10.64%	18.3
		More than 25	1.91	3	6.38%	5.73
		Can't Judge	1.64	5	10.64%	8.2
	5. Whether the teachers dictates notes only	No	4.00	41	87.23%	164
Yes		0.67	4	8.51%	2.68	
Can't Judge		1.65	2	4.26%	3.3	
2	1. Teachers ability to organize lecture	Excellent	9.25	34	72.34%	314.5
		Satisfactory	6.34	11	23.4%	69.74
		Inadequate	2.50	2	4.26%	5
		Can't Judge	3.16	0	0%	0
	2. Speed of presentation	Just Right	4.75	37	78.72%	175.75
		Too Fast	1.34	7	14.89%	9.38
		Can't Judge	1.40	3	6.38%	4.2
	3. Does the teacher encourage questioning	Yes	6.88	39	82.98%	268.32
		Some Times	3.89	6	12.77%	23.34
		No	0.74	1	2.13%	0.74
		Can't Judge	1.78	1	2.13%	1.78
	4. Behavior of the teacher	Pleasant	6.75	43	91.49%	290.25
		Indifferent	2.78	4	8.51%	11.12
		Unpleasant	1.28	0	0%	0
		Can't Judge	1.94	0	0%	0
	5. Sincerity of the teacher	Sincere	11.50	43	91.49%	494.5
		Not Sincere	1.33	3	6.38%	3.99
		Unable to Judge	5.06	1	2.13%	5.06
		Blank	4.03	0	0%	0
	6. Overall Teaching effectiveness	Excellent	11.25	35	74.47%	393.75
		Good	9.03	8	17.02%	72.24
		Fair	6.46	4	8.51%	25.84
		Poor	1.56	0	0%	0
		Can't Judge	2.03	0	0%	0

Strength and Weakness
No remarks found.

Special Remarks
No special remarks found.

Head of The Department



PRINCIPAL
Sree Chitra Thirunal
College of Engineering
Trivandrum - 18

• Best sir

Head of The Department



Staff : DR.ANUP THOMAS

Subject : CY100 - ENGINEERING CHEMISTRY

Session Name: Feedback 2023 December

Session Id : TE-SN2185-Dec-2023

Users Completed : 48

Batch : BTech KTU CS 2K23

Survey Id : TE26-Jan-2020

Overall Score : 95.14

Section	Question	Option	Mark	Users Opted	Opted %	Total Mark
1	1. Subject Knowledge	Excellent	17.75	42	87.5%	745.5
		Good	14.13	5	10.42%	70.65
		Fair	10.28	1	2.08%	10.28
		Poor	3.53	0	0%	0
		Can't Judge	8.00	0	0%	0
	2. Clarity and Understanding of teachers Explanations	Excellent	14.50	40	83.33%	580
		Good	11.81	7	14.58%	82.67
		Fair	8.11	1	2.08%	8.11
		Poor	2.01	0	0%	0
		Can't Judge	4.09	0	0%	0
	3. Teachers Willingness to Help	Excellent	7.50	39	81.25%	292.5
		Good	5.71	8	16.67%	45.68
		Fair	4.04	1	2.08%	4.04
		Poor	1.13	0	0%	0
		Can't Judge	2.21	0	0%	0
	4. Approximate % of classes NOT engaged by the teachers	Less than 10	5.85	37	77.08%	216.45
		10 to 25	3.66	2	4.17%	7.32
		More than 25	1.91	3	6.25%	5.73
		Can't Judge	1.64	6	12.5%	9.84
	5. Whether the teachers dictates notes only	No	4.00	44	91.67%	176
Yes		0.67	3	6.25%	2.01	
Can't Judge		1.65	1	2.08%	1.65	
2	1. Teachers ability to organize lecture	Excellent	9.25	44	91.67%	407
		Satisfactory	6.34	3	6.25%	19.02
		Inadequate	2.50	1	2.08%	2.5
		Can't Judge	3.16	0	0%	0
	2. Speed of presentation	Just Right	4.75	42	87.5%	199.5
		Too Fast	1.34	4	8.33%	5.36
		Can't Judge	1.40	2	4.17%	2.8
	3. Does the teacher encourage questioning	Yes	6.88	42	87.5%	288.96
		Some Times	3.89	5	10.42%	19.45
		No	0.74	1	2.08%	0.74
		Can't Judge	1.78	0	0%	0
	4. Behavior of the teacher	Pleasant	6.75	45	93.75%	303.75
		Indifferent	2.78	3	6.25%	8.34
		Unpleasant	1.28	0	0%	0
		Can't Judge	1.94	0	0%	0
	5. Sincerity of the teacher	Sincere	11.50	46	95.83%	529
		Not Sincere	1.33	2	4.17%	2.66
		Unable to Judge	5.06	0	0%	0
		Blank	4.03	0	0%	0
	6. Overall Teaching effectiveness	Excellent	11.25	41	85.42%	461.25
		Good	9.03	5	10.42%	45.15
		Fair	6.46	2	4.17%	12.92
		Poor	1.56	0	0%	0
		Can't Judge	2.03	0	0%	0


Strength and Weakness

- Would be great if sir could give a 5-10 mins break in between two consecutive chemistry classes
- Engaging classes

Special Remarks

- Sir gives 100% dedication to teaching. Able to understand the concepts clearly. Very caring and loving. Makes the presentation very interactive and easy to learn.




PRINCIPAL
Sree Chitra Thirunal
College of Engineering
Trivandrum - 18

Head of The Department



Staff : DR. S P VIJI

Subject : MA101 - CALCULAS

Session Name: Feedback 2023 December

Session Id : TE-SN2185-Dec-2023

Users Completed : 48

Batch : BTech KTU CS 2K23

Survey Id : TE26-Jan-2020

Overall Score : 90.76

Section	Question	Option	Mark	Users Opted	Opted %	Total Mark
1	1. Subject Knowledge	Excellent	17.75	31	64.58%	550.25
		Good	14.13	14	29.17%	197.82
		Fair	10.28	3	6.25%	30.84
		Poor	3.53	0	0%	0
		Can't Judge	8.00	0	0%	0
	2. Clarity and Understanding of teachers Explanations	Excellent	14.50	31	64.58%	449.5
		Good	11.81	13	27.08%	153.53
		Fair	8.11	3	6.25%	24.33
		Poor	2.01	1	2.08%	2.01
		Can't Judge	4.09	0	0%	0
	3. Teachers Willingness to Help	Excellent	7.50	35	72.92%	262.5
		Good	5.71	9	18.75%	51.39
		Fair	4.04	2	4.17%	8.08
		Poor	1.13	1	2.08%	1.13
		Can't Judge	2.21	1	2.08%	2.21
	4. Approximate % of classes NOT engaged by the teachers	Less than 10	5.85	36	75%	210.6
		10 to 25	3.66	3	6.25%	10.98
		More than 25	1.91	2	4.17%	3.82
		Can't Judge	1.64	7	14.58%	11.48
	5. Whether the teachers dictates notes only	No	4.00	41	85.42%	164
Yes		0.67	5	10.42%	3.35	
Can't Judge		1.65	2	4.17%	3.3	
2	1. Teachers ability to organize lecture	Excellent	9.25	33	68.75%	305.25
		Satisfactory	6.34	13	27.08%	82.42
		Inadequate	2.50	2	4.17%	5
		Can't Judge	3.16	0	0%	0
	2. Speed of presentation	Just Right	4.75	39	81.25%	185.25
		Too Fast	1.34	4	8.33%	5.36
		Can't Judge	1.40	5	10.42%	7
	3. Does the teacher encourage questioning	Yes	6.88	37	77.08%	254.56
		Some Times	3.89	8	16.67%	31.12
		No	0.74	3	6.25%	2.22
		Can't Judge	1.78	0	0%	0
	4. Behavior of the teacher	Pleasant	6.75	45	93.75%	303.75
		Indifferent	2.78	2	4.17%	5.56
		Unpleasant	1.28	1	2.08%	1.28
		Can't Judge	1.94	0	0%	0
	5. Sincerity of the teacher	Sincere	11.50	44	91.67%	506
		Not Sincere	1.33	1	2.08%	1.33
		Unable to Judge	5.06	2	4.17%	10.12
		Blank	4.03	1	2.08%	4.03
	6. Overall Teaching effectiveness	Excellent	11.25	38	79.17%	427.5
		Good	9.03	5	10.42%	45.15
		Fair	6.46	5	10.42%	32.3
		Poor	1.56	0	0%	0
		Can't Judge	2.03	0	0%	0

Strength and Weakness

- Clarity of subject
- Nil

Special Remarks

- Nil



(Handwritten signature)

PRINCIPAL
Sree Chitra Thirunal
College of Engineering
Thiruvananthapuram - 18

- Lot of thanks to sir, for everything. Mechanical is a very interesting subject.

Head of The Department



Staff : HARIKUTTAN K.

Subject : EST120(B) - BASICS OF CIVIL & MECHANICAL ENGINEERING

Session Name: Faculty Feedback S1

Session Id : TE-SN1813-Feb-2023

Users Completed : 30

Batch : BTech KTU EC 2K22 A

Survey Id : TE26-Jan-2020

Overall Score : 78.45

Section	Question	Option	Mark	Users Opted	Opted %	Total Mark
1	1. Subject Knowledge	Excellent	17.75	16	53.33%	284
		Good	14.13	11	36.67%	155.43
		Fair	10.28	1	3.33%	10.28
		Poor	3.53	2	6.67%	7.06
		Can't Judge	8.00	0	0%	0
	2. Clarity and Understanding of teachers Explanations	Excellent	14.50	12	40%	174
		Good	11.81	7	23.33%	82.67
		Fair	8.11	6	20%	48.66
		Poor	2.01	4	13.33%	8.04
		Can't Judge	4.09	1	3.33%	4.09
	3. Teachers Willingness to Help	Excellent	7.50	15	50%	112.5
		Good	5.71	7	23.33%	39.97
		Fair	4.04	7	23.33%	28.28
		Poor	1.13	1	3.33%	1.13
		Can't Judge	2.21	0	0%	0
	4. Approximate % of classes NOT engaged by the teachers	Less than 10	5.85	18	60%	105.3
		10 to 25	3.66	3	10%	10.98
		More than 25	1.91	2	6.67%	3.82
		Can't Judge	1.64	7	23.33%	11.48
	5. Whether the teachers dictates notes only	No	4.00	22	73.33%	88
Yes		0.67	2	6.67%	1.34	
Can't Judge		1.65	6	20%	9.9	
2	1. Teachers ability to organize lecture	Excellent	9.25	14	46.67%	129.5
		Satisfactory	6.34	7	23.33%	44.38
		Inadequate	2.50	6	20%	15
		Can't Judge	3.16	3	10%	9.48
	2. Speed of presentation	Just Right	4.75	22	73.33%	104.5
		Too Fast	1.34	1	3.33%	1.34
		Can't Judge	1.40	7	23.33%	9.8
	3. Does the teacher encourage questioning	Yes	6.88	21	70%	144.48
		Some Times	3.89	4	13.33%	15.56
		No	0.74	3	10%	2.22
		Can't Judge	1.78	2	6.67%	3.56
	4. Behavior of the teacher	Pleasant	6.75	22	73.33%	148.5
		Indifferent	2.78	2	6.67%	5.56
		Unpleasant	1.28	2	6.67%	2.56
		Can't Judge	1.94	4	13.33%	7.76
	5. Sincerity of the teacher	Sincere	11.50	21	70%	241.5
		Not Sincere	1.33	3	10%	3.99
		Unable to Judge	5.06	5	16.67%	25.3
		Blank	4.03	1	3.33%	4.03
	6. Overall Teaching effectiveness	Excellent	11.25	14	46.67%	157.5
		Good	9.03	8	26.67%	72.24
		Poor	6.46	1	3.33%	6.46
		Can't Judge	1.56	6	20%	9.36
			2.03	1	3.33%	2.03

Strength and Weakness

- nothingg
- I feel that sir should use a mic. His voice does not have the clarity, and does not reach all the way till the very back of the class. Maybe he should teach by going through the text, as we don't get separate notes.

Special Remarks

- teaching style inappropriate



(Signature)
PRINCIPAL
Sree Chitra Thirunal
College of Engineering
Trivandrum - 18

Head of The Department





Staff : DONA SEBASTIAN

Subject : HUN101 - LIFESKILLS

Session Name: Faculty Feedback S1

Session Id : TE-SN1813-Feb-2023

Users Completed : 30

Batch : BTech KTU EC 2K22 A

Survey Id : TE26-Jan-2020

Overall Score : 96.15

Section	Question	Option	Mark	Users Opted	Opted %	Total Mark
1	1. Subject Knowledge	Excellent	17.75	27	90%	479.25
		Good	14.13	3	10%	42.39
		Fair	10.28	0	0%	0
		Poor	3.53	0	0%	0
		Can't Judge	8.00	0	0%	0
	2. Clarity and Understanding of teachers Explanations	Excellent	14.50	26	86.67%	377
		Good	11.81	4	13.33%	47.24
		Fair	8.11	0	0%	0
		Poor	2.01	0	0%	0
		Can't Judge	4.09	0	0%	0
	3. Teachers Willingness to Help	Excellent	7.50	25	83.33%	187.5
		Good	5.71	5	16.67%	28.55
		Fair	4.04	0	0%	0
		Poor	1.13	0	0%	0
		Can't Judge	2.21	0	0%	0
	4. Approximate % of classes NOT engaged by the teachers	Less than 10	5.85	25	83.33%	146.25
		10 to 25	3.66	1	3.33%	3.66
More than 25		1.91	0	0%	0	
Can't Judge		1.64	4	13.33%	6.56	
5. Whether the teachers dictates notes only	No	4.00	24	80%	96	
	Yes	0.67	2	6.67%	1.34	
	Can't Judge	1.65	4	13.33%	6.6	
2	1. Teachers ability to organize lecture	Excellent	9.25	26	86.67%	240.5
		Satisfactory	6.34	4	13.33%	25.36
		Inadequate	2.50	0	0%	0
		Can't Judge	3.16	0	0%	0
	2. Speed of presentation	Just Right	4.75	29	96.67%	137.75
		Too Fast	1.34	0	0%	0
		Can't Judge	1.40	1	3.33%	1.4
	3. Does the teacher encourage questioning	Yes	6.88	28	93.33%	192.64
		Some Times	3.89	2	6.67%	7.78
		No	0.74	0	0%	0
		Can't Judge	1.78	0	0%	0
	4. Behavior of the teacher	Pleasant	6.75	29	96.67%	195.75
		Indifferent	2.78	0	0%	0
		Unpleasant	1.28	0	0%	0
		Can't Judge	1.94	1	3.33%	1.94
	5. Sincerity of the teacher	Sincere	11.50	29	96.67%	333.5
		Not Sincere	1.33	1	3.33%	1.33
		Unable to Judge	5.06	0	0%	0
		Blank	4.03	0	0%	0
	6. Overall Teaching effectiveness	Excellent	11.25	24	80%	270
		Good	9.03	6	20%	54.18
		Fair	6.46	0	0%	0
		Poor	1.56	0	0%	0
		Can't Judge	2.03	0	0%	0

Strength and Weakness

- very friendly
- Lot of thanks to ma'am.


Special Remarks

- friendly



PRINCIPAL
Sree Chitra Thirunal
College of Engineering
Trivandrum - 18

Head of The Department





Staff : SHIFA N

Subject : EST120 - BASICS OF CIVIL & MECHANICAL ENGINEERING

Session Name: Faculty Feedback S1

Session Id : TE-SN1813-Feb-2023

Users Completed : 30

Batch : BTech KTU EC 2K22 A

Survey Id : TE26-Jan-2020

Overall Score : 97.4

Section	Question	Option	Mark	Users Opted	Opted %	Total Mark
1	1. Subject Knowledge	Excellent	17.75	28	93.33%	497
		Good	14.13	2	6.67%	28.26
		Fair	10.28	0	0%	0
		Poor	3.53	0	0%	0
		Can't Judge	8.00	0	0%	0
	2. Clarity and Understanding of teachers Explanations	Excellent	14.50	25	83.33%	362.5
		Good	11.81	5	16.67%	59.05
		Fair	8.11	0	0%	0
		Poor	2.01	0	0%	0
		Can't Judge	4.09	0	0%	0
	3. Teachers Willingness to Help	Excellent	7.50	27	90%	202.5
		Good	5.71	3	10%	17.13
		Fair	4.04	0	0%	0
		Poor	1.13	0	0%	0
		Can't Judge	2.21	0	0%	0
	4. Approximate % of classes NOT engaged by the teachers	Less than 10	5.85	26	86.67%	152.1
		10 to 25	3.66	0	0%	0
More than 25		1.91	0	0%	0	
Can't Judge		1.64	4	13.33%	6.56	
5. Whether the teachers dictates notes only	No	4.00	26	86.67%	104	
	Yes	0.67	0	0%	0	
	Can't Judge	1.65	4	13.33%	6.6	
2	1. Teachers ability to organize lecture	Excellent	9.25	27	90%	249.75
		Satisfactory	6.34	3	10%	19.02
		Inadequate	2.50	0	0%	0
		Can't Judge	3.16	0	0%	0
	2. Speed of presentation	Just Right	4.75	30	100%	142.5
		Too Fast	1.34	0	0%	0
		Can't Judge	1.40	0	0%	0
	3. Does the teacher encourage questioning	Yes	6.88	29	96.67%	199.52
		Some Times	3.89	1	3.33%	3.89
		No	0.74	0	0%	0
		Can't Judge	1.78	0	0%	0
	4. Behavior of the teacher	Pleasant	6.75	30	100%	202.5
		Indifferent	2.78	0	0%	0
		Unpleasant	1.28	0	0%	0
		Can't Judge	1.94	0	0%	0
	5. Sincerity of the teacher	Sincere	11.50	30	100%	345
		Not Sincere	1.33	0	0%	0
		Unable to Judge	5.06	0	0%	0
		Blank	4.03	0	0%	0
	6. Overall Teaching effectiveness	Excellent	11.25	24	80%	270
		Good	9.03	6	20%	54.18
		Fair	6.46	0	0%	0
		Poor	1.56	0	0%	0
		Can't Judge	2.03	0	0%	0

Strength and Weakness

- good teaching
- Thank you ma'am for making Civil Engg a memorable subject.

Special Remarks


- notes are nice



(Handwritten signature)

PRINCIPAL
Sree Chitra Thirunal
College of Engineering
Trivandrum - 18

Head of The Department





Staff : DR.MISHA M S

Subject : MAT101 - LINEAR ALGEBRA & CALCULUS

Session Name: Faculty Feedback S1

Session Id : TE-SN1813-Feb-2023

Users Completed : 34

Batch : BTech KTU EC 2K22 A

Survey Id : TE26-Jan-2020

Overall Score : 95.01

Section	Question	Option	Mark	Users Opted	Opted %	Total Mark
1	1. Subject Knowledge	Excellent	17.75	26	76.47%	461.5
		Good	14.13	8	23.53%	113.04
		Fair	10.28	0	0%	0
		Poor	3.53	0	0%	0
		Can't Judge	8.00	0	0%	0
	2. Clarity and Understanding of teachers Explanations	Excellent	14.50	25	73.53%	362.5
		Good	11.81	9	26.47%	106.29
		Fair	8.11	0	0%	0
		Poor	2.01	0	0%	0
		Can't Judge	4.09	0	0%	0
	3. Teachers Willingness to Help	Excellent	7.50	27	79.41%	202.5
		Good	5.71	5	14.71%	28.55
		Fair	4.04	2	5.88%	8.08
		Poor	1.13	0	0%	0
		Can't Judge	2.21	0	0%	0
	4. Approximate % of classes NOT engaged by the teachers	Less than 10	5.85	26	76.47%	152.1
		10 to 25	3.66	1	2.94%	3.66
		More than 25	1.91	1	2.94%	1.91
		Can't Judge	1.64	6	17.65%	9.84
	5. Whether the teachers dictates notes only	No	4.00	28	82.35%	112
Yes		0.67	1	2.94%	0.67	
Can't Judge		1.65	5	14.71%	8.25	
2	1. Teachers ability to organize lecture	Excellent	9.25	28	82.35%	259
		Satisfactory	6.34	6	17.65%	38.04
		Inadequate	2.50	0	0%	0
		Can't Judge	3.16	0	0%	0
	2. Speed of presentation	Just Right	4.75	33	97.06%	156.75
		Too Fast	1.34	1	2.94%	1.34
		Can't Judge	1.40	0	0%	0
	3. Does the teacher encourage questioning	Yes	6.88	30	88.24%	206.4
		Some Times	3.89	3	8.82%	11.67
		No	0.74	1	2.94%	0.74
		Can't Judge	1.78	0	0%	0
	4. Behavior of the teacher	Pleasant	6.75	33	97.06%	222.75
		Indifferent	2.78	1	2.94%	2.78
		Unpleasant	1.28	0	0%	0
		Can't Judge	1.94	0	0%	0
	5. Sincerity of the teacher	Sincere	11.50	34	100%	391
		Not Sincere	1.33	0	0%	0
		Unable to Judge	5.06	0	0%	0
		Blank	4.03	0	0%	0
	6. Overall Teaching effectiveness	Excellent	11.25	29	85.29%	326.25
		Good	9.03	4	11.76%	36.12
		Fair	6.46	1	2.94%	6.46
		Poor	1.56	0	0%	0
		Can't Judge	2.03	0	0%	0

Strength and Weakness

- pleasant
- Thank you ma'am for everything, really would like you to teach us for the next sems as well.


Special Remarks

- friendly




PRINCIPAL
Sree Chitra Thirunal
College of Engineering
Trivandrum - 18

Head of The Department



[Handwritten signature]



Staff : RAJI V.V

Subject : CYT100 - ENGINEERING CHEMISTRY

Session Name: Faculty Feedback S1

Session Id : TE-SN1813-Feb-2023

Users Completed : 33

Batch : BTech KTU EC 2K22 A

Survey Id : TE26-Jan-2020

Overall Score : 82.54

Section	Question	Option	Mark	Users Opted	Opted %	Total Mark
1	1. Subject Knowledge	Excellent	17.75	14	42.42%	248.5
		Good	14.13	14	42.42%	197.82
		Fair	10.28	5	15.15%	51.4
		Poor	3.53	0	0%	0
		Can't Judge	8.00	0	0%	0
	2. Clarity and Understanding of teachers Explanations	Excellent	14.50	11	33.33%	159.5
		Good	11.81	15	45.45%	177.15
		Fair	8.11	6	18.18%	48.66
		Poor	2.01	1	3.03%	2.01
		Can't Judge	4.09	0	0%	0
	3. Teachers Willingness to Help	Excellent	7.50	10	30.3%	75
		Good	5.71	13	39.39%	74.23
		Fair	4.04	9	27.27%	36.36
		Poor	1.13	1	3.03%	1.13
		Can't Judge	2.21	0	0%	0
	4. Approximate % of classes NOT engaged by the teachers	Less than 10	5.85	24	72.73%	140.4
		10 to 25	3.66	4	12.12%	14.64
		More than 25	1.91	0	0%	0
		Can't Judge	1.64	5	15.15%	8.2
	5. Whether the teachers dictates notes only	No	4.00	24	72.73%	96
Yes		0.67	4	12.12%	2.68	
Can't Judge		1.65	5	15.15%	8.25	
2	1. Teachers ability to organize lecture	Excellent	9.25	15	45.45%	138.75
		Satisfactory	6.34	15	45.45%	95.1
		Inadequate	2.50	3	9.09%	7.5
		Can't Judge	3.16	0	0%	0
	2. Speed of presentation	Just Right	4.75	29	87.88%	137.75
		Too Fast	1.34	3	9.09%	4.02
		Can't Judge	1.40	1	3.03%	1.4
	3. Does the teacher encourage questioning	Yes	6.88	20	60.61%	137.6
		Some Times	3.89	12	36.36%	46.68
		No	0.74	1	3.03%	0.74
		Can't Judge	1.78	0	0%	0
	4. Behavior of the teacher	Pleasant	6.75	20	60.61%	135
		Indifferent	2.78	8	24.24%	22.24
		Unpleasant	1.28	4	12.12%	5.12
		Can't Judge	1.94	1	3.03%	1.94
	5. Sincerity of the teacher	Sincere	11.50	28	84.85%	322
		Not Sincere	1.33	0	0%	0
		Unable to Judge	5.06	4	12.12%	20.24
		Blank	4.03	1	3.03%	4.03
	6. Overall Teaching effectiveness	Excellent	11.25	12	36.36%	135
		Good	9.03	14	42.42%	126.42
		Fair	6.46	6	18.18%	38.76
		Poor	1.56	1	3.03%	1.56
		Can't Judge	2.03	0	0%	0

Strength and Weakness

- didnt covered all portions
- We really feel it's hard to approach ma'am even though she might explain our doubts. Also, ma'am is funny and keeps the class always active, I appreciate her a lot for that. Lots of thanks to you, ma'am.


Special Remarks

- good



(Signature)
Sree Chitra Thirunal
College of Engineering
Trivandrum - 18

Head of The Department





Staff : BINDHU BERNARD

Subject : EST100 - ENGINEERING MECHANICS

Session Name: Faculty Feedback S1

Session Id : TE-SN1813-Feb-2023

Users Completed : 34

Batch : BTech KTU EC 2K22 A

Survey Id : TE26-Jan-2020

Overall Score : 93.2

Section	Question	Option	Mark	Users Opted	Opted %	Total Mark
1	1. Subject Knowledge	Excellent	17.75	26	76.47%	461.5
		Good	14.13	6	17.65%	84.78
		Fair	10.28	2	5.88%	20.56
		Poor	3.53	0	0%	0
		Can't Judge	8.00	0	0%	0
	2. Clarity and Understanding of teachers Explanations	Excellent	14.50	25	73.53%	362.5
		Good	11.81	7	20.59%	82.67
		Fair	8.11	2	5.88%	16.22
		Poor	2.01	0	0%	0
		Can't Judge	4.09	0	0%	0
	3. Teachers Willingness to Help	Excellent	7.50	28	82.35%	210
		Good	5.71	5	14.71%	28.55
		Fair	4.04	1	2.94%	4.04
		Poor	1.13	0	0%	0
		Can't Judge	2.21	0	0%	0
	4. Approximate % of classes NOT engaged by the teachers	Less than 10	5.85	24	70.59%	140.4
		10 to 25	3.66	3	8.82%	10.98
		More than 25	1.91	0	0%	0
		Can't Judge	1.64	7	20.59%	11.48
	5. Whether the teachers dictates notes only	No	4.00	28	82.35%	112
Yes		0.67	2	5.88%	1.34	
Can't Judge		1.65	4	11.76%	6.6	
2	1. Teachers ability to organize lecture	Excellent	9.25	28	82.35%	259
		Satisfactory	6.34	6	17.65%	38.04
		Inadequate	2.50	0	0%	0
		Can't Judge	3.16	0	0%	0
	2. Speed of presentation	Just Right	4.75	32	94.12%	152
		Too Fast	1.34	1	2.94%	1.34
		Can't Judge	1.40	1	2.94%	1.4
	3. Does the teacher encourage questioning	Yes	6.88	30	88.24%	206.4
		Some Times	3.89	4	11.76%	15.56
		No	0.74	0	0%	0
		Can't Judge	1.78	0	0%	0
	4. Behavior of the teacher	Pleasant	6.75	29	85.29%	195.75
		Indifferent	2.78	3	8.82%	8.34
		Unpleasant	1.28	0	0%	0
		Can't Judge	1.94	2	5.88%	3.88
	5. Sincerity of the teacher	Sincere	11.50	32	94.12%	368
		Not Sincere	1.33	1	2.94%	1.33
		Unable to Judge	5.06	0	0%	0
		Blank	4.03	1	2.94%	4.03
	6. Overall Teaching effectiveness	Excellent	11.25	25	73.53%	281.25
		Good	9.03	8	23.53%	72.24
		Fair	6.46	1	2.94%	6.46
		Poor	1.56	0	0%	0
		Can't Judge	2.03	0	0%	0


Strength and Weakness


- nothing
- Ma'am, we wish you would be more open to us. Thank you for everything, for understanding and for being kind to us.

Special Remarks

- can be more friendly




PRINCIPAL
Sree Chitra Thirunal
College of Engineering
Thiruvananthapuram - 695018



Staff : DR.NIJU P

Subject : MAT101 - LINEAR ALGEBRA & CALCULUS

Session Name: Feedback 2023 December

Session Id : TE-SN2185-Dec-2023

Users Completed : 46

Batch : BTech KTU BT 2K23

Survey Id : TE26-Jan-2020

Overall Score : 85.79

Section	Question	Option	Mark	Users Opted	Opted %	Total Mark
1	1. Subject Knowledge	Excellent	17.75	31	67.39%	550.25
		Good	14.13	9	19.57%	127.17
		Fair	10.28	5	10.87%	51.4
		Poor	3.53	0	0%	0
		Can't Judge	8.00	1	2.17%	8
	2. Clarity and Understanding of teachers Explanations	Excellent	14.50	25	54.35%	362.5
		Good	11.81	13	28.26%	153.53
		Fair	8.11	6	13.04%	48.66
		Poor	2.01	0	0%	0
		Can't Judge	4.09	2	4.35%	8.18
	3. Teachers Willingness to Help	Excellent	7.50	28	60.87%	210
		Good	5.71	13	28.26%	74.23
		Fair	4.04	4	8.7%	16.16
		Poor	1.13	0	0%	0
		Can't Judge	2.21	1	2.17%	2.21
	4. Approximate % of classes NOT engaged by the teachers	Less than 10	5.85	18	39.13%	105.3
		10 to 25	3.66	9	19.57%	32.94
		More than 25	1.91	5	10.87%	9.55
		Can't Judge	1.64	14	30.43%	22.96
	5. Whether the teachers dictates notes only	No	4.00	34	73.91%	136
Yes		0.67	6	13.04%	4.02	
Can't Judge		1.65	6	13.04%	9.9	
2	1. Teachers ability to organize lecture	Excellent	9.25	25	54.35%	231.25
		Satisfactory	6.34	16	34.78%	101.44
		Inadequate	2.50	4	8.7%	10
		Can't Judge	3.16	1	2.17%	3.16
	2. Speed of presentation	Just Right	4.75	37	80.43%	175.75
		Too Fast	1.34	5	10.87%	6.7
		Can't Judge	1.40	4	8.7%	5.6
	3. Does the teacher encourage questioning	Yes	6.88	33	71.74%	227.04
		Some Times	3.89	6	13.04%	23.34
		No	0.74	4	8.7%	2.96
		Can't Judge	1.78	3	6.52%	5.34
	4. Behavior of the teacher	Pleasant	6.75	37	80.43%	249.75
		Indifferent	2.78	4	8.7%	11.12
		Unpleasant	1.28	1	2.17%	1.28
		Can't Judge	1.94	4	8.7%	7.76
	5. Sincerity of the teacher	Sincere	11.50	41	89.13%	471.5
		Not Sincere	1.33	2	4.35%	2.66
		Unable to Judge	5.06	2	4.35%	10.12
		Blank	4.03	1	2.17%	4.03
	6. Overall Teaching effectiveness	Excellent	11.25	28	60.87%	315
		Good	9.03	14	30.43%	126.42
		Fair	6.46	3	6.52%	19.38
		Poor	1.56	1	2.17%	1.56
		Can't Judge	2.03	0	0%	0

Strength and Weakness

• cx

Special Remarks

• ff




(Handwritten signature)

PRINCIPAL
Sree Chitra Thirunal
College of Engineering
Trivandrum - 18

Head of The Department





Staff : SUJA DEVI V.

Subject : PHT110 - ENGINEERING PHYSICS B

Session Name: Feedback 2023 December

Session Id : TE-SN2185-Dec-2023

Users Completed : 46

Batch : BTech KTU BT 2K23

Survey Id : TE26-Jan-2020

Overall Score : 80.93

Section	Question	Option	Mark	Users Opted	Opted %	Total Mark
1	1. Subject Knowledge	Excellent	17.75	27	58.7%	479.25
		Good	14.13	14	30.43%	197.82
		Fair	10.28	4	8.7%	41.12
		Poor	3.53	0	0%	0
		Can't Judge	8.00	1	2.17%	8
	2. Clarity and Understanding of teachers Explanations	Excellent	14.50	20	43.48%	290
		Good	11.81	13	28.26%	153.53
		Fair	8.11	8	17.39%	64.88
		Poor	2.01	3	6.52%	6.03
		Can't Judge	4.09	2	4.35%	8.18
	3. Teachers Willingness to Help	Excellent	7.50	21	45.65%	157.5
		Good	5.71	14	30.43%	79.94
		Fair	4.04	6	13.04%	24.24
		Poor	1.13	3	6.52%	3.39
		Can't Judge	2.21	2	4.35%	4.42
	4. Approximate % of classes NOT engaged by the teachers	Less than 10	5.85	30	65.22%	175.5
		10 to 25	3.66	4	8.7%	14.64
		More than 25	1.91	3	6.52%	5.73
		Can't Judge	1.64	9	19.57%	14.76
	5. Whether the teachers dictates notes only	No	4.00	33	71.74%	132
Yes		0.67	8	17.39%	5.36	
Can't Judge		1.65	5	10.87%	8.25	
2	1. Teachers ability to organize lecture	Excellent	9.25	23	50%	212.75
		Satisfactory	6.34	16	34.78%	101.44
		Inadequate	2.50	4	8.7%	10
		Can't Judge	3.16	3	6.52%	9.48
	2. Speed of presentation	Just Right	4.75	29	63.04%	137.75
		Too Fast	1.34	8	17.39%	10.72
		Can't Judge	1.40	9	19.57%	12.6
	3. Does the teacher encourage questioning	Yes	6.88	28	60.87%	192.64
		Some Times	3.89	13	28.26%	50.57
		No	0.74	4	8.7%	2.96
		Can't Judge	1.78	1	2.17%	1.78
	4. Behavior of the teacher	Pleasant	6.75	26	56.52%	175.5
		Indifferent	2.78	8	17.39%	22.24
		Unpleasant	1.28	5	10.87%	6.4
		Can't Judge	1.94	7	15.22%	13.58
	5. Sincerity of the teacher	Sincere	11.50	36	78.26%	414
		Not Sincere	1.33	3	6.52%	3.99
		Unable to Judge	5.06	3	6.52%	15.18
		Blank	4.03	4	8.7%	16.12
	6. Overall Teaching effectiveness	Excellent	11.25	25	54.35%	281.25
		Good	9.03	14	30.43%	126.42
		Fair	6.46	4	8.7%	25.84
		Poor	1.56	2	4.35%	3.12
		Can't Judge	2.03	1	2.17%	2.03

Strength and Weakness

- hxdhhs

Special Remarks


- dghejsjsjs



(Handwritten signature in green ink)

PRINCIPAL
Sree Chitra Thirunal
College of Engineering
Trivandrum - 18

Head of The Department





Staff : DR.SUMESH C.K.

Subject : EST110 - ENGINEERING GRAPHICS

Session Name: Feedback 2023 December

Session Id : TE-SN2185-Dec-2023

Users Completed : 46

Batch : BTech KTU BT 2K23

Survey Id : TE26-Jan-2020

Overall Score : 89.28

Section	Question	Option	Mark	Users Opted	Opted %	Total Mark
1	1. Subject Knowledge	Excellent	17.75	33	71.74%	585.75
		Good	14.13	8	17.39%	113.04
		Fair	10.28	3	6.52%	30.84
		Poor	3.53	0	0%	0
		Can't Judge	8.00	2	4.35%	16
	2. Clarity and Understanding of teachers Explanations	Excellent	14.50	29	63.04%	420.5
		Good	11.81	14	30.43%	165.34
		Fair	8.11	1	2.17%	8.11
		Poor	2.01	0	0%	0
		Can't Judge	4.09	2	4.35%	8.18
	3. Teachers Willingness to Help	Excellent	7.50	31	67.39%	232.5
		Good	5.71	11	23.91%	62.81
		Fair	4.04	2	4.35%	8.08
		Poor	1.13	0	0%	0
		Can't Judge	2.21	2	4.35%	4.42
	4. Approximate % of classes NOT engaged by the teachers	Less than 10	5.85	32	69.57%	187.2
		10 to 25	3.66	4	8.7%	14.64
		More than 25	1.91	1	2.17%	1.91
		Can't Judge	1.64	9	19.57%	14.76
	5. Whether the teachers dictates notes only	No	4.00	36	78.26%	144
Yes		0.67	6	13.04%	4.02	
Can't Judge		1.65	4	8.7%	6.6	
2	1. Teachers ability to organize lecture	Excellent	9.25	32	69.57%	296
		Satisfactory	6.34	10	21.74%	63.4
		Inadequate	2.50	3	6.52%	7.5
		Can't Judge	3.16	1	2.17%	3.16
	2. Speed of presentation	Just Right	4.75	41	89.13%	194.75
		Too Fast	1.34	2	4.35%	2.68
		Can't Judge	1.40	3	6.52%	4.2
	3. Does the teacher encourage questioning	Yes	6.88	35	76.09%	240.8
		Some Times	3.89	8	17.39%	31.12
		No	0.74	2	4.35%	1.48
		Can't Judge	1.78	1	2.17%	1.78
	4. Behavior of the teacher	Pleasant	6.75	39	84.78%	263.25
		Indifferent	2.78	3	6.52%	8.34
		Unpleasant	1.28	1	2.17%	1.28
		Can't Judge	1.94	3	6.52%	5.82
	5. Sincerity of the teacher	Sincere	11.50	40	86.96%	460
		Not Sincere	1.33	2	4.35%	2.66
		Unable to Judge	5.06	4	8.7%	20.24
		Blank	4.03	0	0%	0
	6. Overall Teaching effectiveness	Excellent	11.25	31	67.39%	348.75
		Good	9.03	11	23.91%	99.33
		Fair	6.46	3	6.52%	19.38
		Poor	1.56	0	0%	0
		Can't Judge	2.03	1	2.17%	2.03

Strength and Weakness

- rneusus

Special Remarks

- hxhsjsbbdjwnxbso



(Handwritten signature)

PRINCIPAL
Sree Chitra Thirunal
College of Engineering
Trivandrum - 18

Head of The Department



Staff : CARISHMA P

Subject : EST110 - ENGINEERING GRAPHICS

Session Name: Feedback 2023 December

Session Id : TE-SN2185-Dec-2023

Users Completed : 43

Batch : BTech KTU BT 2K23

Survey Id : TE26-Jan-2020

Overall Score : 81.34

Section	Question	Option	Mark	Users Opted	Opted %	Total Mark
1	1. Subject Knowledge	Excellent	17.75	22	51.16%	390.5
		Good	14.13	12	27.91%	169.56
		Fair	10.28	5	11.63%	51.4
		Poor	3.53	2	4.65%	7.06
		Can't Judge	8.00	2	4.65%	16
	2. Clarity and Understanding of teachers Explanations	Excellent	14.50	19	44.19%	275.5
		Good	11.81	14	32.56%	165.34
		Fair	8.11	6	13.95%	48.66
		Poor	2.01	2	4.65%	4.02
		Can't Judge	4.09	2	4.65%	8.18
	3. Teachers Willingness to Help	Excellent	7.50	22	51.16%	165
		Good	5.71	12	27.91%	68.52
		Fair	4.04	5	11.63%	20.2
		Poor	1.13	0	0%	0
		Can't Judge	2.21	4	9.3%	8.84
	4. Approximate % of classes NOT engaged by the teachers	Less than 10	5.85	25	58.14%	146.25
		10 to 25	3.66	8	18.6%	29.28
		More than 25	1.91	2	4.65%	3.82
		Can't Judge	1.64	8	18.6%	13.12
	5. Whether the teachers dictates notes only	No	4.00	27	62.79%	108
Yes		0.67	11	25.58%	7.37	
Can't Judge		1.65	5	11.63%	8.25	
2	1. Teachers ability to organize lecture	Excellent	9.25	21	48.84%	194.25
		Satisfactory	6.34	14	32.56%	88.76
		Inadequate	2.50	4	9.3%	10
		Can't Judge	3.16	4	9.3%	12.64
	2. Speed of presentation	Just Right	4.75	32	74.42%	152
		Too Fast	1.34	4	9.3%	5.36
		Can't Judge	1.40	7	16.28%	9.8
	3. Does the teacher encourage questioning	Yes	6.88	27	62.79%	185.76
		Some Times	3.89	9	20.93%	35.01
		No	0.74	3	6.98%	2.22
		Can't Judge	1.78	4	9.3%	7.12
	4. Behavior of the teacher	Pleasant	6.75	35	81.4%	236.25
		Indifferent	2.78	2	4.65%	5.56
		Unpleasant	1.28	1	2.33%	1.28
		Can't Judge	1.94	5	11.63%	9.7
	5. Sincerity of the teacher	Sincere	11.50	32	74.42%	368
		Not Sincere	1.33	1	2.33%	1.33
		Unable to Judge	5.06	5	11.63%	25.3
		Blank	4.03	5	11.63%	20.15
	6. Overall Teaching effectiveness	Excellent	11.25	24	55.81%	270
		Good	9.03	11	25.58%	99.33
		Fair	6.46	6	13.95%	38.76
		Poor	1.56	0	0%	0
		Can't Judge	2.03	2	4.65%	4.06

Strength and Weakness

No remarks found.

Special Remarks

No special remarks found.

Head of The Department



PRINCIPAL
Sree Chitra Thirunal
College of Engineering
Trivandrum - 18



Staff : RESHMI KRISHNAN S

Subject : EST130 - BASICS OF ELECTRICAL & ELECTRONICS ENGINEERING

Session Name: Feedback 2023 December

Session Id : TE-SN2185-Dec-2023

Users Completed : 46

Batch : BTech KTU BT 2K23

Survey Id : TE26-Jan-2020

Overall Score : 91.28

Section	Question	Option	Mark	Users Opted	Opted %	Total Mark
1	1. Subject Knowledge	Excellent	17.75	35	76.09%	621.25
		Good	14.13	9	19.57%	127.17
		Fair	10.28	1	2.17%	10.28
		Poor	3.53	0	0%	0
		Can't Judge	8.00	1	2.17%	8
	2. Clarity and Understanding of teachers Explanations	Excellent	14.50	31	67.39%	449.5
		Good	11.81	13	28.26%	153.53
		Fair	8.11	1	2.17%	8.11
		Poor	2.01	0	0%	0
		Can't Judge	4.09	1	2.17%	4.09
	3. Teachers Willingness to Help	Excellent	7.50	34	73.91%	255
		Good	5.71	9	19.57%	51.39
		Fair	4.04	2	4.35%	8.08
		Poor	1.13	0	0%	0
		Can't Judge	2.21	1	2.17%	2.21
	4. Approximate % of classes NOT engaged by the teachers	Less than 10	5.85	30	65.22%	175.5
		10 to 25	3.66	7	15.22%	25.62
		More than 25	1.91	2	4.35%	3.82
		Can't Judge	1.64	7	15.22%	11.48
	5. Whether the teachers dictates notes only	No	4.00	35	76.09%	140
Yes		0.67	9	19.57%	6.03	
Can't Judge		1.65	2	4.35%	3.3	
2	1. Teachers ability to organize lecture	Excellent	9.25	35	76.09%	323.75
		Satisfactory	6.34	9	19.57%	57.06
		Inadequate	2.50	1	2.17%	2.5
		Can't Judge	3.16	1	2.17%	3.16
	2. Speed of presentation	Just Right	4.75	39	84.78%	185.25
		Too Fast	1.34	4	8.7%	5.36
		Can't Judge	1.40	3	6.52%	4.2
	3. Does the teacher encourage questioning	Yes	6.88	40	86.96%	275.2
		Some Times	3.89	5	10.87%	19.45
		No	0.74	1	2.17%	0.74
		Can't Judge	1.78	0	0%	0
	4. Behavior of the teacher	Pleasant	6.75	39	84.78%	263.25
		Indifferent	2.78	6	13.04%	16.68
		Unpleasant	1.28	1	2.17%	1.28
		Can't Judge	1.94	0	0%	0
	5. Sincerity of the teacher	Sincere	11.50	41	89.13%	471.5
		Not Sincere	1.33	4	8.7%	5.32
		Unable to Judge	5.06	1	2.17%	5.06
		Blank	4.03	0	0%	0
	6. Overall Teaching effectiveness	Excellent	11.25	37	80.43%	416.25
		Good	9.03	8	17.39%	72.24
		Fair	6.46	1	2.17%	6.46
		Poor	1.56	0	0%	0
		Can't Judge	2.03	0	0%	0

Strength and Weakness

- jdjsjs

Special Remarks

- hxhsjsjns



(Handwritten Signature)

PRINCIPAL
Sree Chitra Thirunal
College of Engineering
Trivandrum - 18



Staff : DR.SMITHA P S

Subject : EST130(B) - BASICS OF ELECTRICAL & ELECTRONICS ENGINEERING

Session Name: Feedback 2023 December

Session Id : TE-SN2185-Dec-2023

Users Completed : 46

Batch : BTech KTU BT 2K23

Survey Id : TE26-Jan-2020

Overall Score : 84.54

Section	Question	Option	Mark	Users Opted	Opted %	Total Mark
1	1. Subject Knowledge	Excellent	17.75	27	58.7%	479.25
		Good	14.13	12	26.09%	169.56
		Fair	10.28	6	13.04%	61.68
		Poor	3.53	0	0%	0
		Can't Judge	8.00	1	2.17%	8
	2. Clarity and Understanding of teachers Explanations	Excellent	14.50	22	47.83%	319
		Good	11.81	13	28.26%	153.53
		Fair	8.11	7	15.22%	56.77
		Poor	2.01	3	6.52%	6.03
		Can't Judge	4.09	1	2.17%	4.09
	3. Teachers Willingness to Help	Excellent	7.50	23	50%	172.5
		Good	5.71	15	32.61%	85.65
		Fair	4.04	6	13.04%	24.24
		Poor	1.13	2	4.35%	2.26
		Can't Judge	2.21	0	0%	0
	4. Approximate % of classes NOT engaged by the teachers	Less than 10	5.85	34	73.91%	198.9
		10 to 25	3.66	5	10.87%	18.3
		More than 25	1.91	2	4.35%	3.82
		Can't Judge	1.64	5	10.87%	8.2
	5. Whether the teachers dictates notes only	No	4.00	33	71.74%	132
Yes		0.67	10	21.74%	6.7	
Can't Judge		1.65	3	6.52%	4.95	
2	1. Teachers ability to organize lecture	Excellent	9.25	23	50%	212.75
		Satisfactory	6.34	20	43.48%	126.8
		Inadequate	2.50	3	6.52%	7.5
		Can't Judge	3.16	0	0%	0
	2. Speed of presentation	Just Right	4.75	36	78.26%	171
		Too Fast	1.34	7	15.22%	9.38
		Can't Judge	1.40	3	6.52%	4.2
	3. Does the teacher encourage questioning	Yes	6.88	31	67.39%	213.28
		Some Times	3.89	13	28.26%	50.57
		No	0.74	1	2.17%	0.74
		Can't Judge	1.78	1	2.17%	1.78
	4. Behavior of the teacher	Pleasant	6.75	37	80.43%	249.75
		Indifferent	2.78	3	6.52%	8.34
		Unpleasant	1.28	3	6.52%	3.84
		Can't Judge	1.94	3	6.52%	5.82
	5. Sincerity of the teacher	Sincere	11.50	36	78.26%	414
		Not Sincere	1.33	3	6.52%	3.99
		Unable to Judge	5.06	6	13.04%	30.36
		Blank	4.03	1	2.17%	4.03
	6. Overall Teaching effectiveness	Excellent	11.25	25	54.35%	281.25
		Good	9.03	15	32.61%	135.45
		Fair	6.46	6	13.04%	38.76
		Poor	1.56	0	0%	0
		Can't Judge	2.03	0	0%	0

Strength and Weakness

- hhgh

Special Remarks

- gyubgfdhkkk




(Handwritten Signature)

PRINCIPAL
Sree Chitra Thirunal
College of Engineering
Trivandrum - 18

Head of The Department

[Faint handwritten signature]





Staff : GOPIKA GOPAN

Subject : HUN101 - LIFESKILLS

Session Name: Feedback 2023 December

Session Id : TE-SN2185-Dec-2023

Users Completed : 46

Batch : BTech KTU BT 2K23

Survey Id : TE26-Jan-2020

Overall Score : 86.87

Section	Question	Option	Mark	Users Opted	Opted %	Total Mark
1	1. Subject Knowledge	Excellent	17.75	28	60.87%	497
		Good	14.13	13	28.26%	183.69
		Fair	10.28	2	4.35%	20.56
		Poor	3.53	2	4.35%	7.06
		Can't Judge	8.00	1	2.17%	8
	2. Clarity and Understanding of teachers Explanations	Excellent	14.50	26	56.52%	377
		Good	11.81	10	21.74%	118.1
		Fair	8.11	7	15.22%	56.77
		Poor	2.01	2	4.35%	4.02
		Can't Judge	4.09	1	2.17%	4.09
	3. Teachers Willingness to Help	Excellent	7.50	26	56.52%	195
		Good	5.71	15	32.61%	85.65
		Fair	4.04	3	6.52%	12.12
		Poor	1.13	1	2.17%	1.13
		Can't Judge	2.21	1	2.17%	2.21
	4. Approximate % of classes NOT engaged by the teachers	Less than 10	5.85	33	71.74%	193.05
		10 to 25	3.66	6	13.04%	21.96
		More than 25	1.91	2	4.35%	3.82
		Can't Judge	1.64	5	10.87%	8.2
	5. Whether the teachers dictates notes only	No	4.00	32	69.57%	128
Yes		0.67	10	21.74%	6.7	
Can't Judge		1.65	4	8.7%	6.6	
2	1. Teachers ability to organize lecture	Excellent	9.25	27	58.7%	249.75
		Satisfactory	6.34	16	34.78%	101.44
		Inadequate	2.50	2	4.35%	5
		Can't Judge	3.16	1	2.17%	3.16
	2. Speed of presentation	Just Right	4.75	36	78.26%	171
		Too Fast	1.34	5	10.87%	6.7
		Can't Judge	1.40	5	10.87%	7
	3. Does the teacher encourage questioning	Yes	6.88	36	78.26%	247.68
		Some Times	3.89	7	15.22%	27.23
		No	0.74	2	4.35%	1.48
		Can't Judge	1.78	1	2.17%	1.78
	4. Behavior of the teacher	Pleasant	6.75	39	84.78%	263.25
		Indifferent	2.78	3	6.52%	8.34
		Unpleasant	1.28	2	4.35%	2.56
		Can't Judge	1.94	2	4.35%	3.88
	5. Sincerity of the teacher	Sincere	11.50	40	86.96%	460
		Not Sincere	1.33	1	2.17%	1.33
		Unable to Judge	5.06	4	8.7%	20.24
		Blank	4.03	1	2.17%	4.03
	6. Overall Teaching effectiveness	Excellent	11.25	29	63.04%	326.25
		Good	9.03	13	28.26%	117.39
		Fair	6.46	4	8.7%	25.84
		Poor	1.56	0	0%	0
		Can't Judge	2.03	0	0%	0

Strength and Weakness

- hgrf

Special Remarks


- bhytfg




PRINCIPAL
Sree Chitra Thirunal
College of Engineering
Trivandrum - 18

Head of The Department

[Faint handwritten signature]





Staff : DR.ANNAPOORNA L R

Subject : HUN101 - LIFESKILLS

Session Name: Feedback 2023 December

Session Id : TE-SN2185-Dec-2023

Users Completed : 45

Batch : BTech KTU BT 2K23

Survey Id : TE26-Jan-2020

Overall Score : 88.47

Section	Question	Option	Mark	Users Opted	Opted %	Total Mark
1	1. Subject Knowledge	Excellent	17.75	26	57.78%	461.5
		Good	14.13	14	31.11%	197.82
		Fair	10.28	4	8.89%	41.12
		Poor	3.53	0	0%	0
		Can't Judge	8.00	1	2.22%	8
	2. Clarity and Understanding of teachers Explanations	Excellent	14.50	30	66.67%	435
		Good	11.81	9	20%	106.29
		Fair	8.11	5	11.11%	40.55
		Poor	2.01	0	0%	0
		Can't Judge	4.09	1	2.22%	4.09
	3. Teachers Willingness to Help	Excellent	7.50	30	66.67%	225
		Good	5.71	11	24.44%	62.81
		Fair	4.04	3	6.67%	12.12
		Poor	1.13	0	0%	0
		Can't Judge	2.21	1	2.22%	2.21
	4. Approximate % of classes NOT engaged by the teachers	Less than 10	5.85	32	71.11%	187.2
		10 to 25	3.66	6	13.33%	21.96
		More than 25	1.91	2	4.44%	3.82
		Can't Judge	1.64	5	11.11%	8.2
	5. Whether the teachers dictates notes only	No	4.00	33	73.33%	132
Yes		0.67	10	22.22%	6.7	
Can't Judge		1.65	2	4.44%	3.3	
2	1. Teachers ability to organize lecture	Excellent	9.25	29	64.44%	268.25
		Satisfactory	6.34	14	31.11%	88.76
		Inadequate	2.50	2	4.44%	5
		Can't Judge	3.16	0	0%	0
	2. Speed of presentation	Just Right	4.75	38	84.44%	180.5
		Too Fast	1.34	5	11.11%	6.7
		Can't Judge	1.40	2	4.44%	2.8
	3. Does the teacher encourage questioning	Yes	6.88	36	80%	247.68
		Some Times	3.89	7	15.56%	27.23
		No	0.74	2	4.44%	1.48
		Can't Judge	1.78	0	0%	0
	4. Behavior of the teacher	Pleasant	6.75	39	86.67%	263.25
		Indifferent	2.78	3	6.67%	8.34
		Unpleasant	1.28	2	4.44%	2.56
		Can't Judge	1.94	1	2.22%	1.94
	5. Sincerity of the teacher	Sincere	11.50	37	82.22%	425.5
		Not Sincere	1.33	2	4.44%	2.66
		Unable to Judge	5.06	6	13.33%	30.36
		Blank	4.03	0	0%	0
	6. Overall Teaching effectiveness	Excellent	11.25	27	60%	303.75
		Good	9.03	15	33.33%	135.45
		Fair	6.46	3	6.67%	19.38
		Poor	1.56	0	0%	0
		Can't Judge	2.03	0	0%	0

Strength and Weakness

- nsjsjdjs

Special Remarks


- yfuejskxnp




PRINCIPAL
Sree Chitra Thirunal
College of Engineering
Trivandrum - 48

Head of The Department

[Faint signature]





Staff : DR. P SAVITHA

Subject : MAT101 - LINEAR ALGEBRA & CALCULUS

Session Name: Feedback 2023 December

Session Id : TE-SN2185-Dec-2023

Users Completed : 51

Batch : BTech KTU AM 2K23

Survey Id : TE26-Jan-2020

Overall Score : 71.64

Section	Question	Option	Mark	Users Opted	Opted %	Total Mark
1	1. Subject Knowledge	Excellent	17.75	19	37.25%	337.25
		Good	14.13	15	29.41%	211.95
		Fair	10.28	12	23.53%	123.36
		Poor	3.53	4	7.84%	14.12
		Can't Judge	8.00	1	1.96%	8
	2. Clarity and Understanding of teachers Explanations	Excellent	14.50	14	27.45%	203
		Good	11.81	12	23.53%	141.72
		Fair	8.11	13	25.49%	105.43
		Poor	2.01	11	21.57%	22.11
		Can't Judge	4.09	1	1.96%	4.09
	3. Teachers Willingness to Help	Excellent	7.50	15	29.41%	112.5
		Good	5.71	16	31.37%	91.36
		Fair	4.04	13	25.49%	52.52
		Poor	1.13	6	11.76%	6.78
		Can't Judge	2.21	1	1.96%	2.21
	4. Approximate % of classes NOT engaged by the teachers	Less than 10	5.85	25	49.02%	146.25
		10 to 25	3.66	12	23.53%	43.92
		More than 25	1.91	1	1.96%	1.91
		Can't Judge	1.64	13	25.49%	21.32
	5. Whether the teachers dictates notes only	No	4.00	33	64.71%	132
Yes		0.67	9	17.65%	6.03	
Can't Judge		1.65	9	17.65%	14.85	
2	1. Teachers ability to organize lecture	Excellent	9.25	13	25.49%	120.25
		Satisfactory	6.34	20	39.22%	126.8
		Inadequate	2.50	11	21.57%	27.5
		Can't Judge	3.16	7	13.73%	22.12
	2. Speed of presentation	Just Right	4.75	29	56.86%	137.75
		Too Fast	1.34	12	23.53%	16.08
		Can't Judge	1.40	10	19.61%	14
	3. Does the teacher encourage questioning	Yes	6.88	27	52.94%	185.76
		Some Times	3.89	14	27.45%	54.46
		No	0.74	5	9.8%	3.7
		Can't Judge	1.78	5	9.8%	8.9
	4. Behavior of the teacher	Pleasant	6.75	33	64.71%	222.75
		Indifferent	2.78	5	9.8%	13.9
		Unpleasant	1.28	6	11.76%	7.68
		Can't Judge	1.94	7	13.73%	13.58
	5. Sincerity of the teacher	Sincere	11.50	36	70.59%	414
		Not Sincere	1.33	3	5.88%	3.99
		Unable to Judge	5.06	8	15.69%	40.48
		Blank	4.03	4	7.84%	16.12
	6. Overall Teaching effectiveness	Excellent	11.25	16	31.37%	180
		Good	9.03	13	25.49%	117.39
		Fair	6.46	14	27.45%	90.44
		Poor	1.56	6	11.76%	9.36
		Can't Judge	2.03	2	3.92%	4.06

Strength and Weakness

- nice lectures

Special Remarks

No special remarks found.

Head of The Department



PRINCIPAL
Sree Chitra Thirunal
College of Engineering
Trivandrum - 18



Staff : DR.SOUMYA RANLD

Subject : CYT100 - ENGINEERING CHEMISTRY

Session Name: Feedback 2023 December

Session Id : TE-SN2185-Dec-2023

Users Completed : 51

Batch : BTech KTU AM 2K23

Survey Id : TE26-Jan-2020

Overall Score : 85.39

Section	Question	Option	Mark	Users Opted	Opted %	Total Mark
1	1. Subject Knowledge	Excellent	17.75	28	54.9%	497
		Good	14.13	16	31.37%	226.08
		Fair	10.28	5	9.8%	51.4
		Poor	3.53	0	0%	0
		Can't Judge	8.00	2	3.92%	16
	2. Clarity and Understanding of teachers Explanations	Excellent	14.50	25	49.02%	362.5
		Good	11.81	20	39.22%	236.2
		Fair	8.11	4	7.84%	32.44
		Poor	2.01	0	0%	0
		Can't Judge	4.09	2	3.92%	8.18
	3. Teachers Willingness to Help	Excellent	7.50	27	52.94%	202.5
		Good	5.71	16	31.37%	91.36
		Fair	4.04	5	9.8%	20.2
		Poor	1.13	0	0%	0
		Can't Judge	2.21	3	5.88%	6.63
	4. Approximate % of classes NOT engaged by the teachers	Less than 10	5.85	31	60.78%	181.35
		10 to 25	3.66	7	13.73%	25.62
		More than 25	1.91	3	5.88%	5.73
		Can't Judge	1.64	10	19.61%	16.4
	5. Whether the teachers dictates notes only	No	4.00	36	70.59%	144
Yes		0.67	9	17.65%	6.03	
Can't Judge		1.65	6	11.76%	9.9	
2	1. Teachers ability to organize lecture	Excellent	9.25	26	50.98%	240.5
		Satisfactory	6.34	21	41.18%	133.14
		Inadequate	2.50	1	1.96%	2.5
		Can't Judge	3.16	3	5.88%	9.48
	2. Speed of presentation	Just Right	4.75	41	80.39%	194.75
		Too Fast	1.34	3	5.88%	4.02
		Can't Judge	1.40	7	13.73%	9.8
	3. Does the teacher encourage questioning	Yes	6.88	41	80.39%	282.08
		Some Times	3.89	6	11.76%	23.34
		No	0.74	1	1.96%	0.74
		Can't Judge	1.78	3	5.88%	5.34
	4. Behavior of the teacher	Pleasant	6.75	40	78.43%	270
		Indifferent	2.78	4	7.84%	11.12
		Unpleasant	1.28	2	3.92%	2.56
		Can't Judge	1.94	5	9.8%	9.7
	5. Sincerity of the teacher	Sincere	11.50	43	84.31%	494.5
		Not Sincere	1.33	2	3.92%	2.66
		Unable to Judge	5.06	4	7.84%	20.24
		Blank	4.03	2	3.92%	8.06
	6. Overall Teaching effectiveness	Excellent	11.25	28	54.9%	315
		Good	9.03	16	31.37%	144.48
		Fair	6.46	4	7.84%	25.84
		Poor	1.56	1	1.96%	1.56
		Can't Judge	2.03	2	3.92%	4.06

Strength and Weakness

- nice lectures

Special Remarks

No special remarks found.

Head of The Department



PRINCIPAL
Sree Chitra Thirunal
College of Engineering
Trivandrum - 18



Staff : DR.SHIMI LAWRENCE

Subject : EST100 - ENGINEERING MECHANICS

Session Name: Feedback 2023 December

Session Id : TE-SN2185-Dec-2023

Users Completed : 51

Batch : BTech KTU AM 2K23

Survey Id : TE26-Jan-2020

Overall Score : 82.11

Section	Question	Option	Mark	Users Opted	Opted %	Total Mark
1	1. Subject Knowledge	Excellent	17.75	29	56.86%	514.75
		Good	14.13	11	21.57%	155.43
		Fair	10.28	8	15.69%	82.24
		Poor	3.53	1	1.96%	3.53
		Can't Judge	8.00	2	3.92%	16
	2. Clarity and Understanding of teachers Explanations	Excellent	14.50	21	41.18%	304.5
		Good	11.81	18	35.29%	212.58
		Fair	8.11	6	11.76%	48.66
		Poor	2.01	4	7.84%	8.04
		Can't Judge	4.09	2	3.92%	8.18
	3. Teachers Willingness to Help	Excellent	7.50	24	47.06%	180
		Good	5.71	19	37.25%	108.49
		Fair	4.04	5	9.8%	20.2
		Poor	1.13	1	1.96%	1.13
		Can't Judge	2.21	2	3.92%	4.42
	4. Approximate % of classes NOT engaged by the teachers	Less than 10	5.85	34	66.67%	198.9
		10 to 25	3.66	6	11.76%	21.96
		More than 25	1.91	1	1.96%	1.91
		Can't Judge	1.64	10	19.61%	16.4
	5. Whether the teachers dictates notes only	No	4.00	38	74.51%	152
Yes		0.67	6	11.76%	4.02	
Can't Judge		1.65	7	13.73%	11.55	
2	1. Teachers ability to organize lecture	Excellent	9.25	28	54.9%	259
		Satisfactory	6.34	17	33.33%	107.78
		Inadequate	2.50	3	5.88%	7.5
		Can't Judge	3.16	3	5.88%	9.48
	2. Speed of presentation	Just Right	4.75	33	64.71%	156.75
		Too Fast	1.34	11	21.57%	14.74
		Can't Judge	1.40	7	13.73%	9.8
	3. Does the teacher encourage questioning	Yes	6.88	35	68.63%	240.8
		Some Times	3.89	10	19.61%	38.9
		No	0.74	3	5.88%	2.22
		Can't Judge	1.78	3	5.88%	5.34
	4. Behavior of the teacher	Pleasant	6.75	38	74.51%	256.5
		Indifferent	2.78	4	7.84%	11.12
		Unpleasant	1.28	5	9.8%	6.4
		Can't Judge	1.94	4	7.84%	7.76
	5. Sincerity of the teacher	Sincere	11.50	40	78.43%	460
		Not Sincere	1.33	3	5.88%	3.99
		Unable to Judge	5.06	6	11.76%	30.36
		Blank	4.03	2	3.92%	8.06
	6. Overall Teaching effectiveness	Excellent	11.25	26	50.98%	292.5
		Good	9.03	14	27.45%	126.42
		Fair	6.46	8	15.69%	51.68
		Poor	1.56	1	1.96%	1.56
		Can't Judge	2.03	2	3.92%	4.06

Strength and Weakness

- nice lectures

Special Remarks

No special remarks found.

Head of The Department



PRINCIPAL
Sree Chitra Thirunal
College of Engineering
Trivandrum - 18



Staff : AKSHAI RAJ

Subject : EST120 - BASICS OF CIVIL & MECHANICAL ENGINEERING

Session Name: Feedback 2023 December

Session Id : TE-SN2185-Dec-2023

Users Completed : 51

Batch : BTech KTU AM 2K23

Survey Id : TE26-Jan-2020

Overall Score : 82.82

Section	Question	Option	Mark	Users Opted	Opted %	Total Mark
1	1. Subject Knowledge	Excellent	17.75	26	50.98%	461.5
		Good	14.13	13	25.49%	183.69
		Fair	10.28	10	19.61%	102.8
		Poor	3.53	0	0%	0
		Can't Judge	8.00	2	3.92%	16
	2. Clarity and Understanding of teachers Explanations	Excellent	14.50	25	49.02%	362.5
		Good	11.81	13	25.49%	153.53
		Fair	8.11	9	17.65%	72.99
		Poor	2.01	2	3.92%	4.02
		Can't Judge	4.09	2	3.92%	8.18
	3. Teachers Willingness to Help	Excellent	7.50	27	52.94%	202.5
		Good	5.71	11	21.57%	62.81
		Fair	4.04	8	15.69%	32.32
		Poor	1.13	3	5.88%	3.39
		Can't Judge	2.21	2	3.92%	4.42
	4. Approximate % of classes NOT engaged by the teachers	Less than 10	5.85	34	66.67%	198.9
		10 to 25	3.66	4	7.84%	14.64
		More than 25	1.91	2	3.92%	3.82
		Can't Judge	1.64	11	21.57%	18.04
	5. Whether the teachers dictates notes only	No	4.00	37	72.55%	148
Yes		0.67	8	15.69%	5.36	
Can't Judge		1.65	6	11.76%	9.9	
2	1. Teachers ability to organize lecture	Excellent	9.25	25	49.02%	231.25
		Satisfactory	6.34	20	39.22%	126.8
		Inadequate	2.50	2	3.92%	5
		Can't Judge	3.16	4	7.84%	12.64
	2. Speed of presentation	Just Right	4.75	38	74.51%	180.5
		Too Fast	1.34	7	13.73%	9.38
		Can't Judge	1.40	6	11.76%	8.4
	3. Does the teacher encourage questioning	Yes	6.88	36	70.59%	247.68
		Some Times	3.89	9	17.65%	35.01
		No	0.74	3	5.88%	2.22
		Can't Judge	1.78	3	5.88%	5.34
	4. Behavior of the teacher	Pleasant	6.75	40	78.43%	270
		Indifferent	2.78	4	7.84%	11.12
		Unpleasant	1.28	4	7.84%	5.12
		Can't Judge	1.94	3	5.88%	5.82
	5. Sincerity of the teacher	Sincere	11.50	44	86.27%	506
		Not Sincere	1.33	3	5.88%	3.99
		Unable to Judge	5.06	3	5.88%	15.18
		Blank	4.03	1	1.96%	4.03
	6. Overall Teaching effectiveness	Excellent	11.25	25	49.02%	281.25
		Good	9.03	15	29.41%	135.45
		Fair	6.46	7	13.73%	45.22
		Poor	1.56	2	3.92%	3.12
		Can't Judge	2.03	2	3.92%	4.06

Strength and Weakness

- nice lectures

Special Remarks

No special remarks found.

Head of The Department



PRINCIPAL
Sree Chitra Thirunal
College of Engineering
Trivandrum - 18



Staff : DR.ANNAPOORNA L R

Subject : HUN101 - LIFESKILLS

Session Name: Feedback 2023 December

Session Id : TE-SN2185-Dec-2023

Users Completed : 51

Batch : BTech KTU AM 2K23

Survey Id : TE26-Jan-2020

Overall Score : 89.44

Section	Question	Option	Mark	Users Opted	Opted %	Total Mark
1	1. Subject Knowledge	Excellent	17.75	35	68.63%	621.25
		Good	14.13	9	17.65%	127.17
		Fair	10.28	4	7.84%	41.12
		Poor	3.53	1	1.96%	3.53
		Can't Judge	8.00	2	3.92%	16
	2. Clarity and Understanding of teachers Explanations	Excellent	14.50	36	70.59%	522
		Good	11.81	8	15.69%	94.48
		Fair	8.11	5	9.8%	40.55
		Poor	2.01	0	0%	0
		Can't Judge	4.09	2	3.92%	8.18
	3. Teachers Willingness to Help	Excellent	7.50	36	70.59%	270
		Good	5.71	8	15.69%	45.68
		Fair	4.04	4	7.84%	16.16
		Poor	1.13	1	1.96%	1.13
		Can't Judge	2.21	2	3.92%	4.42
	4. Approximate % of classes NOT engaged by the teachers	Less than 10	5.85	32	62.75%	187.2
		10 to 25	3.66	3	5.88%	10.98
		More than 25	1.91	4	7.84%	7.64
		Can't Judge	1.64	12	23.53%	19.68
	5. Whether the teachers dictates notes only	No	4.00	43	84.31%	172
Yes		0.67	2	3.92%	1.34	
Can't Judge		1.65	6	11.76%	9.9	
2	1. Teachers ability to organize lecture	Excellent	9.25	36	70.59%	333
		Satisfactory	6.34	13	25.49%	82.42
		Inadequate	2.50	0	0%	0
		Can't Judge	3.16	2	3.92%	6.32
	2. Speed of presentation	Just Right	4.75	45	88.24%	213.75
		Too Fast	1.34	1	1.96%	1.34
		Can't Judge	1.40	5	9.8%	7
	3. Does the teacher encourage questioning	Yes	6.88	40	78.43%	275.2
		Some Times	3.89	7	13.73%	27.23
		No	0.74	2	3.92%	1.48
		Can't Judge	1.78	2	3.92%	3.56
	4. Behavior of the teacher	Pleasant	6.75	45	88.24%	303.75
		Indifferent	2.78	2	3.92%	5.56
		Unpleasant	1.28	2	3.92%	2.56
		Can't Judge	1.94	2	3.92%	3.88
	5. Sincerity of the teacher	Sincere	11.50	46	90.2%	529
		Not Sincere	1.33	1	1.96%	1.33
		Unable to Judge	5.06	2	3.92%	10.12
		Blank	4.03	2	3.92%	8.06
	6. Overall Teaching effectiveness	Excellent	11.25	39	76.47%	438.75
		Good	9.03	7	13.73%	63.21
		Fair	6.46	3	5.88%	19.38
		Poor	1.56	0	0%	0
		Can't Judge	2.03	2	3.92%	4.06

Strength and Weakness

- nice lectures

Special Remarks

No special remarks found.

Head of The Department



(Handwritten signature)

PRINCIPAL
Sree Chitra Thirunal
College of Engineering
Pappanamcode - 695018



Staff : MUHAMMED SHAHANAS N

Subject : EST120(B) - BASICS OF CIVIL & MECHANICAL ENGINEERING

Session Name: Feedback 2023 December

Session Id : TE-SN2185-Dec-2023

Users Completed : 51

Batch : BTech KTU AM 2K23

Survey Id : TE26-Jan-2020

Overall Score : 85.97

Section	Question	Option	Mark	Users Opted	Opted %	Total Mark
1	1. Subject Knowledge	Excellent	17.75	32	62.75%	568
		Good	14.13	12	23.53%	169.56
		Fair	10.28	5	9.8%	51.4
		Poor	3.53	0	0%	0
		Can't Judge	8.00	2	3.92%	16
	2. Clarity and Understanding of teachers Explanations	Excellent	14.50	31	60.78%	449.5
		Good	11.81	11	21.57%	129.91
		Fair	8.11	6	11.76%	48.66
		Poor	2.01	1	1.96%	2.01
		Can't Judge	4.09	2	3.92%	8.18
	3. Teachers Willingness to Help	Excellent	7.50	31	60.78%	232.5
		Good	5.71	10	19.61%	57.1
		Fair	4.04	8	15.69%	32.32
		Poor	1.13	0	0%	0
		Can't Judge	2.21	2	3.92%	4.42
	4. Approximate % of classes NOT engaged by the teachers	Less than 10	5.85	34	66.67%	198.9
		10 to 25	3.66	6	11.76%	21.96
		More than 25	1.91	2	3.92%	3.82
		Can't Judge	1.64	9	17.65%	14.76
	5. Whether the teachers dictates notes only	No	4.00	37	72.55%	148
Yes		0.67	7	13.73%	4.69	
Can't Judge		1.65	7	13.73%	11.55	
2	1. Teachers ability to organize lecture	Excellent	9.25	32	62.75%	296
		Satisfactory	6.34	15	29.41%	95.1
		Inadequate	2.50	1	1.96%	2.5
		Can't Judge	3.16	3	5.88%	9.48
	2. Speed of presentation	Just Right	4.75	38	74.51%	180.5
		Too Fast	1.34	6	11.76%	8.04
		Can't Judge	1.40	7	13.73%	9.8
	3. Does the teacher encourage questioning	Yes	6.88	39	76.47%	268.32
		Some Times	3.89	8	15.69%	31.12
		No	0.74	0	0%	0
		Can't Judge	1.78	4	7.84%	7.12
	4. Behavior of the teacher	Pleasant	6.75	40	78.43%	270
		Indifferent	2.78	6	11.76%	16.68
		Unpleasant	1.28	2	3.92%	2.56
		Can't Judge	1.94	3	5.88%	5.82
	5. Sincerity of the teacher	Sincere	11.50	40	78.43%	460
		Not Sincere	1.33	3	5.88%	3.99
		Unable to Judge	5.06	5	9.8%	25.3
		Blank	4.03	3	5.88%	12.09
	6. Overall Teaching effectiveness	Excellent	11.25	33	64.71%	371.25
		Good	9.03	11	21.57%	99.33
		Fair	6.46	5	9.8%	32.3
		Poor	1.56	0	0%	0
		Can't Judge	2.03	2	3.92%	4.06

Strength and Weakness

- nice lectures

Special Remarks

No special remarks found.

Head of The Department



(Handwritten Signature)

PRINCIPAL
Sree Chitra Thirunal
College of Engineering
Trivandrum - 18



Staff : DHANYA V V

Subject : MAT101 - LINEAR ALGEBRA & CALCULUS

Session Name: Faculty Feedback S1 FEB2023

Session Id : TE-SN1819-Feb-2023

Users Completed : 6

Batch : BTech KTU BT 2K22

Survey Id : TE26-Jan-2020

Overall Score : 98.39

Section	Question	Option	Mark	Users Opted	Opted %	Total Mark
1	1. Subject Knowledge	Excellent	17.75	38	88.37%	674.5
		Good	14.13	4	9.3%	56.52
		Fair	10.28	1	2.33%	10.28
		Poor	3.53	0	0%	0
		Can't Judge	8.00	0	0%	0
	2. Clarity and Understanding of teachers Explanations	Excellent	14.50	36	83.72%	522
		Good	11.81	7	16.28%	82.67
		Fair	8.11	0	0%	0
		Poor	2.01	0	0%	0
		Can't Judge	4.09	0	0%	0
	3. Teachers Willingness to Help	Excellent	7.50	36	83.72%	270
		Good	5.71	7	16.28%	39.97
		Fair	4.04	0	0%	0
		Poor	1.13	0	0%	0
		Can't Judge	2.21	0	0%	0
	4. Approximate % of classes NOT engaged by the teachers	Less than 10	5.85	31	72.09%	181.35
		10 to 25	3.66	3	6.98%	10.98
		More than 25	1.91	1	2.33%	1.91
		Can't Judge	1.64	8	18.6%	13.12
	5. Whether the teachers dictates notes only	No	4.00	35	81.4%	140
Yes		0.67	5	11.63%	3.35	
Can't Judge		1.65	3	6.98%	4.95	
2	1. Teachers ability to organize lecture	Excellent	9.25	37	86.05%	342.25
		Satisfactory	6.34	6	13.95%	38.04
		Inadequate	2.50	0	0%	0
		Can't Judge	3.16	0	0%	0
	2. Speed of presentation	Just Right	4.75	43	100%	204.25
		Too Fast	1.34	0	0%	0
		Can't Judge	1.40	0	0%	0
	3. Does the teacher encourage questioning	Yes	6.88	38	88.37%	261.44
		Some Times	3.89	5	11.63%	19.45
		No	0.74	0	0%	0
		Can't Judge	1.78	0	0%	0
	4. Behavior of the teacher	Pleasant	6.75	42	97.67%	283.5
		Indifferent	2.78	1	2.33%	2.78
		Unpleasant	1.28	0	0%	0
		Can't Judge	1.94	0	0%	0
	5. Sincerity of the teacher	Sincere	11.50	43	100%	494.5
		Not Sincere	1.33	0	0%	0
		Unable to Judge	5.06	0	0%	0
		Blank	4.03	0	0%	0
	6. Overall Teaching effectiveness	Excellent	11.25	39	90.7%	438.75
		Good	9.03	3	6.98%	27.09
		Fair	6.46	1	2.33%	6.46
		Poor	1.56	0	0%	0
		Can't Judge	2.03	0	0%	0

Strength and Weakness

- Is very friendly to the students .
- Strength- Ability to deal effectively with students
- She taught every concepts

Special Remarks

- The best classes in s1 was Maths .These 4 months we created a strong bond with her,not only as a teacher but also as a friend




(Handwritten Signature)

PRINCIPAL
Sree Chitra Thirunal
College of Engineering
Thiruvananthapuram

- best teacher in s l
- Supportive and caring

Head of The Department





Staff : SUJA DEVI V.

Subject : PHT110 - ENGINEERING PHYSICS B
Session Name: Faculty Feedback S1 FEB2023
Session Id : TE-SN1819-Feb-2023
Users Completed : 5

Batch : BTech KTU BT 2K22
Survey Id : TE26-Jan-2020
Overall Score : 69.86

Section	Question	Option	Mark	Users Opted	Opted %	Total Mark
1	1. Subject Knowledge	Excellent	17.75	25	58.14%	443.75
		Good	14.13	11	25.58%	155.43
		Fair	10.28	2	4.65%	20.56
		Poor	3.53	5	11.63%	17.65
		Can't Judge	8.00	0	0%	0
	2. Clarity and Understanding of teachers Explanations	Excellent	14.50	20	46.51%	290
		Good	11.81	12	27.91%	141.72
		Fair	8.11	4	9.3%	32.44
		Poor	2.01	7	16.28%	14.07
		Can't Judge	4.09	0	0%	0
	3. Teachers Willingness to Help	Excellent	7.50	18	41.86%	135
		Good	5.71	10	23.26%	57.1
		Fair	4.04	7	16.28%	28.28
		Poor	1.13	8	18.6%	9.04
		Can't Judge	2.21	0	0%	0
	4. Approximate % of classes NOT engaged by the teachers	Less than 10	5.85	26	60.47%	152.1
		10 to 25	3.66	5	11.63%	18.3
		More than 25	1.91	3	6.98%	5.73
		Can't Judge	1.64	9	20.93%	14.76
	5. Whether the teachers dictates notes only	No	4.00	30	69.77%	120
Yes		0.67	10	23.26%	6.7	
Can't Judge		1.65	3	6.98%	4.95	
2	1. Teachers ability to organize lecture	Excellent	9.25	22	51.16%	203.5
		Satisfactory	6.34	13	30.23%	82.42
		Inadequate	2.50	8	18.6%	20
		Can't Judge	3.16	0	0%	0
	2. Speed of presentation	Just Right	4.75	32	74.42%	152
		Too Fast	1.34	9	20.93%	12.06
		Can't Judge	1.40	2	4.65%	2.8
	3. Does the teacher encourage questioning	Yes	6.88	25	58.14%	172
		Some Times	3.89	10	23.26%	38.9
		No	0.74	8	18.6%	5.92
		Can't Judge	1.78	0	0%	0
	4. Behavior of the teacher	Pleasant	6.75	24	55.81%	162
		Indifferent	2.78	6	13.95%	16.68
		Unpleasant	1.28	11	25.58%	14.08
		Can't Judge	1.94	2	4.65%	3.88
	5. Sincerity of the teacher	Sincere	11.50	33	76.74%	379.5
		Not Sincere	1.33	5	11.63%	6.65
		Unable to Judge	5.06	3	6.98%	15.18
		Blank	4.03	2	4.65%	8.06
	6. Overall Teaching effectiveness	Excellent	11.25	19	44.19%	213.75
		Good	9.03	13	30.23%	117.39
		Poor	6.46	5	11.63%	32.3
		Can't Judge	1.56	6	13.95%	9.36
				2.03	0	0%

Strength and Weakness

- Strength- Makes all concepts clear.

Special Remarks


- she wasn't a good teacher. she failed to be a teacher. she shows her ego towards student. she is really demotivating.




PRINCIPAL
Sree Chitra Thirunal
College of Engineering
Trivandrum - 18

Head of The Department

[Faint signature]





Staff : DR.SUMESH C.K.

Subject : EST110 - ENGINEERING GRAPHICS

Session Name: Faculty Feedback S1 FEB2023

Session Id : TE-SN1819-Feb-2023

Users Completed : 5

Batch : BTech KTU BT 2K22

Survey Id : TE26-Jan-2020

Overall Score : 93.5

Section	Question	Option	Mark	Users Opted	Opted %	Total Mark
1	1. Subject Knowledge	Excellent	17.75	39	90.7%	692.25
		Good	14.13	2	4.65%	28.26
		Fair	10.28	2	4.65%	20.56
		Poor	3.53	0	0%	0
		Can't Judge	8.00	0	0%	0
	2. Clarity and Understanding of teachers Explanations	Excellent	14.50	36	83.72%	522
		Good	11.81	4	9.3%	47.24
		Fair	8.11	2	4.65%	16.22
		Poor	2.01	1	2.33%	2.01
		Can't Judge	4.09	0	0%	0
	3. Teachers Willingness to Help	Excellent	7.50	37	86.05%	277.5
		Good	5.71	5	11.63%	28.55
		Fair	4.04	1	2.33%	4.04
		Poor	1.13	0	0%	0
		Can't Judge	2.21	0	0%	0
	4. Approximate % of classes NOT engaged by the teachers	Less than 10	5.85	28	65.12%	163.8
		10 to 25	3.66	7	16.28%	25.62
		More than 25	1.91	1	2.33%	1.91
		Can't Judge	1.64	7	16.28%	11.48
	5. Whether the teachers dictates notes only	No	4.00	38	88.37%	152
Yes		0.67	2	4.65%	1.34	
Can't Judge		1.65	3	6.98%	4.95	
2	1. Teachers ability to organize lecture	Excellent	9.25	36	83.72%	333
		Satisfactory	6.34	6	13.95%	38.04
		Inadequate	2.50	1	2.33%	2.5
		Can't Judge	3.16	0	0%	0
	2. Speed of presentation	Just Right	4.75	39	90.7%	185.25
		Too Fast	1.34	2	4.65%	2.68
		Can't Judge	1.40	2	4.65%	2.8
	3. Does the teacher encourage questioning	Yes	6.88	38	88.37%	261.44
		Some Times	3.89	5	11.63%	19.45
		No	0.74	0	0%	0
		Can't Judge	1.78	0	0%	0
	4. Behavior of the teacher	Pleasant	6.75	42	97.67%	283.5
		Indifferent	2.78	1	2.33%	2.78
		Unpleasant	1.28	0	0%	0
		Can't Judge	1.94	0	0%	0
	5. Sincerity of the teacher	Sincere	11.50	41	95.35%	471.5
		Not Sincere	1.33	1	2.33%	1.33
		Unable to Judge	5.06	1	2.33%	5.06
		Blank	4.03	0	0%	0
	6. Overall Teaching effectiveness	Excellent	11.25	36	83.72%	405
		Good	9.03	6	13.95%	54.18
		Fair	6.46	1	2.33%	6.46
		Poor	1.56	0	0%	0
		Can't Judge	2.03	0	0%	0

Strength and Weakness

- Strength- Dedication in teaching the students by willing to repeat a particular topic twice or thrice without any hesitation so that the topic is well understood

Special Remarks

- Supportive and always positive




PRINCIPAL
Sree Chitra Thirunal
College of Engineering
Trivandrum - 18

Head of The Department



Staff : SUBHA V

Subject : EST130 - BASICS OF ELECTRICAL & ELECTRONICS ENGINEERING

Session Name: Faculty Feedback S1 FEB2023

Session Id : TE-SN1819-Feb-2023

Users Completed : 5

Batch : BTech KTU BT 2K22

Survey Id : TE26-Jan-2020

Overall Score : 96.19

Section	Question	Option	Mark	Users Opted	Opted %	Total Mark
1	1. Subject Knowledge	Excellent	17.75	36	83.72%	639
		Good	14.13	6	13.95%	84.78
		Fair	10.28	0	0%	0
		Poor	3.53	1	2.33%	3.53
		Can't Judge	8.00	0	0%	0
	2. Clarity and Understanding of teachers Explanations	Excellent	14.50	31	72.09%	449.5
		Good	11.81	10	23.26%	118.1
		Fair	8.11	0	0%	0
		Poor	2.01	2	4.65%	4.02
		Can't Judge	4.09	0	0%	0
	3. Teachers Willingness to Help	Excellent	7.50	32	74.42%	240
		Good	5.71	8	18.6%	45.68
		Fair	4.04	1	2.33%	4.04
		Poor	1.13	2	4.65%	2.26
		Can't Judge	2.21	0	0%	0
	4. Approximate % of classes NOT engaged by the teachers	Less than 10	5.85	30	69.77%	175.5
		10 to 25	3.66	5	11.63%	18.3
		More than 25	1.91	1	2.33%	1.91
		Can't Judge	1.64	7	16.28%	11.48
	5. Whether the teachers dictates notes only	No	4.00	37	86.05%	148
Yes		0.67	4	9.3%	2.68	
Can't Judge		1.65	2	4.65%	3.3	
2	1. Teachers ability to organize lecture	Excellent	9.25	32	74.42%	296
		Satisfactory	6.34	10	23.26%	63.4
		Inadequate	2.50	1	2.33%	2.5
		Can't Judge	3.16	0	0%	0
	2. Speed of presentation	Just Right	4.75	38	88.37%	180.5
		Too Fast	1.34	3	6.98%	4.02
		Can't Judge	1.40	2	4.65%	2.8
	3. Does the teacher encourage questioning	Yes	6.88	35	81.4%	240.8
		Some Times	3.89	6	13.95%	23.34
		No	0.74	2	4.65%	1.48
		Can't Judge	1.78	0	0%	0
	4. Behavior of the teacher	Pleasant	6.75	39	90.7%	263.25
		Indifferent	2.78	2	4.65%	5.56
		Unpleasant	1.28	1	2.33%	1.28
		Can't Judge	1.94	1	2.33%	1.94
	5. Sincerity of the teacher	Sincere	11.50	41	95.35%	471.5
		Not Sincere	1.33	2	4.65%	2.66
		Unable to Judge	5.06	0	0%	0
		Blank	4.03	0	0%	0
	6. Overall Teaching effectiveness	Excellent	11.25	36	83.72%	405
		Good	9.03	5	11.63%	45.15
		Fair	6.46	1	2.33%	6.46
		Poor	1.56	1	2.33%	1.56
		Can't Judge	2.03	0	0%	0

Strength and Weakness

- Strength- the ability to handle with students in a positive way without discouraging them.


Special Remarks

- Supportive and caring



PRINCIPAL
Sree Chitra Thirunal
College of Engineering
Trivandrum - 18

Head of The Department





Staff : JICKSON G.H

Subject : HUN101 - LIFESKILLS

Session Name: Faculty Feedback S1 FEB2023

Session Id : TE-SN1819-Feb-2023

Users Completed : 5

Batch : BTech KTU BT 2K22

Survey Id : TE26-Jan-2020

Overall Score : 95.81

Section	Question	Option	Mark	Users Opted	Opted %	Total Mark
1	1. Subject Knowledge	Excellent	17.75	33	76.74%	585.75
		Good	14.13	10	23.26%	141.3
		Fair	10.28	0	0%	0
		Poor	3.53	0	0%	0
		Can't Judge	8.00	0	0%	0
	2. Clarity and Understanding of teachers Explanations	Excellent	14.50	30	69.77%	435
		Good	11.81	12	27.91%	141.72
		Fair	8.11	1	2.33%	8.11
		Poor	2.01	0	0%	0
		Can't Judge	4.09	0	0%	0
	3. Teachers Willingness to Help	Excellent	7.50	31	72.09%	232.5
		Good	5.71	10	23.26%	57.1
		Fair	4.04	2	4.65%	8.08
		Poor	1.13	0	0%	0
		Can't Judge	2.21	0	0%	0
	4. Approximate % of classes NOT engaged by the teachers	Less than 10	5.85	30	69.77%	175.5
		10 to 25	3.66	4	9.3%	14.64
		More than 25	1.91	1	2.33%	1.91
		Can't Judge	1.64	8	18.6%	13.12
	5. Whether the teachers dictates notes only	No	4.00	34	79.07%	136
Yes		0.67	5	11.63%	3.35	
Can't Judge		1.65	4	9.3%	6.6	
2	1. Teachers ability to organize lecture	Excellent	9.25	34	79.07%	314.5
		Satisfactory	6.34	9	20.93%	57.06
		Inadequate	2.50	0	0%	0
		Can't Judge	3.16	0	0%	0
	2. Speed of presentation	Just Right	4.75	42	97.67%	199.5
		Too Fast	1.34	1	2.33%	1.34
		Can't Judge	1.40	0	0%	0
	3. Does the teacher encourage questioning	Yes	6.88	33	76.74%	227.04
		Some Times	3.89	7	16.28%	27.23
		No	0.74	0	0%	0
		Can't Judge	1.78	3	6.98%	5.34
	4. Behavior of the teacher	Pleasant	6.75	42	97.67%	283.5
		Indifferent	2.78	1	2.33%	2.78
		Unpleasant	1.28	0	0%	0
		Can't Judge	1.94	0	0%	0
	5. Sincerity of the teacher	Sincere	11.50	42	97.67%	483
		Not Sincere	1.33	0	0%	0
		Unable to Judge	5.06	1	2.33%	5.06
		Blank	4.03	0	0%	0
	6. Overall Teaching effectiveness	Excellent	11.25	32	74.42%	360
		Good	9.03	10	23.26%	90.3
		Fair	6.46	1	2.33%	6.46
		Poor	1.56	0	0%	0
		Can't Judge	2.03	0	0%	0

Strength and Weakness

- Strength- Effective dealing with students in a joyful way so that they don't get bored


Special Remarks

- Supportive and motivating




PRINCIPAL
Sree Chitra Thirunal
College of Engineering
Trivandrum - 18

Head of The Department



Handwritten signature or initials in the bottom left corner, appearing to be 'B. S.' or similar.



Staff : DR.BOBY PHILIP

Subject : EST130(B) - BASICS OF ELECTRICAL & ELECTRONICS ENGINEERING

Session Name: Faculty Feedback S1 FEB2023

Session Id : TE-SN1819-Feb-2023

Users Completed : 6

Batch : BTech KTU BT 2K22

Survey Id : TE26-Jan-2020

Overall Score : 94.74

Section	Question	Option	Mark	Users Opted	Opted %	Total Mark
1	1. Subject Knowledge	Excellent	17.75	35	81.4%	621.25
		Good	14.13	5	11.63%	70.65
		Fair	10.28	2	4.65%	20.56
		Poor	3.53	1	2.33%	3.53
		Can't Judge	8.00	0	0%	0
	2. Clarity and Understanding of teachers Explanations	Excellent	14.50	24	55.81%	348
		Good	11.81	9	20.93%	106.29
		Fair	8.11	5	11.63%	40.55
		Poor	2.01	4	9.3%	8.04
		Can't Judge	4.09	1	2.33%	4.09
	3. Teachers Willingness to Help	Excellent	7.50	31	72.09%	232.5
		Good	5.71	8	18.6%	45.68
		Fair	4.04	2	4.65%	8.08
		Poor	1.13	2	4.65%	2.26
		Can't Judge	2.21	0	0%	0
	4. Approximate % of classes NOT engaged by the teachers	Less than 10	5.85	29	67.44%	169.65
		10 to 25	3.66	5	11.63%	18.3
		More than 25	1.91	2	4.65%	3.82
		Can't Judge	1.64	7	16.28%	11.48
	5. Whether the teachers dictates notes only	No	4.00	34	79.07%	136
Yes		0.67	4	9.3%	2.68	
Can't Judge		1.65	5	11.63%	8.25	
2	1. Teachers ability to organize lecture	Excellent	9.25	28	65.12%	259
		Satisfactory	6.34	11	25.58%	69.74
		Inadequate	2.50	3	6.98%	7.5
		Can't Judge	3.16	1	2.33%	3.16
	2. Speed of presentation	Just Right	4.75	36	83.72%	171
		Too Fast	1.34	4	9.3%	5.36
		Can't Judge	1.40	3	6.98%	4.2
	3. Does the teacher encourage questioning	Yes	6.88	30	69.77%	206.4
		Some Times	3.89	8	18.6%	31.12
		No	0.74	2	4.65%	1.48
		Can't Judge	1.78	3	6.98%	5.34
	4. Behavior of the teacher	Pleasant	6.75	41	95.35%	276.75
		Indifferent	2.78	2	4.65%	5.56
		Unpleasant	1.28	0	0%	0
		Can't Judge	1.94	0	0%	0
	5. Sincerity of the teacher	Sincere	11.50	40	93.02%	460
		Not Sincere	1.33	3	6.98%	3.99
		Unable to Judge	5.06	0	0%	0
		Blank	4.03	0	0%	0
	6. Overall Teaching effectiveness	Excellent	11.25	29	67.44%	326.25
		Good	9.03	9	20.93%	81.27
		Fair	6.46	2	4.65%	12.92
		Poor	1.56	3	6.98%	4.68
		Can't Judge	2.03	0	0%	0

Strength and Weakness

- Strength- Tries maximum to make the students understand the concepts.

Special Remarks

- Supportive



(Handwritten Signature)

PRINCIPAL
Sree Chitra Thirunal
College of Engineering
Trivandrum - 18

Head of The Department





Staff : DR.ASWATHY L B

Subject : CY100 - ENGINEERING CHEMISTRY

Session Name: Feedback 2023 December

Session Id : TE-SN2185-Dec-2023

Users Completed : 41

Batch : BTech KTU EC 2K23 A

Survey Id : TE26-Jan-2020

Overall Score : 80.91

Section	Question	Option	Mark	Users Opted	Opted %	Total Mark
1	1. Subject Knowledge	Excellent	17.75	25	60.98%	443.75
		Good	14.13	8	19.51%	113.04
		Fair	10.28	2	4.88%	20.56
		Poor	3.53	2	4.88%	7.06
		Can't Judge	8.00	4	9.76%	32
	2. Clarity and Understanding of teachers Explanations	Excellent	14.50	20	48.78%	290
		Good	11.81	11	26.83%	129.91
		Fair	8.11	3	7.32%	24.33
		Poor	2.01	3	7.32%	6.03
		Can't Judge	4.09	4	9.76%	16.36
	3. Teachers Willingness to Help	Excellent	7.50	25	60.98%	187.5
		Good	5.71	7	17.07%	39.97
		Fair	4.04	3	7.32%	12.12
		Poor	1.13	2	4.88%	2.26
		Can't Judge	2.21	4	9.76%	8.84
	4. Approximate % of classes NOT engaged by the teachers	Less than 10	5.85	23	56.1%	134.55
		10 to 25	3.66	1	2.44%	3.66
		More than 25	1.91	3	7.32%	5.73
		Can't Judge	1.64	14	34.15%	22.96
	5. Whether the teachers dictates notes only	No	4.00	29	70.73%	116
Yes		0.67	2	4.88%	1.34	
Can't Judge		1.65	10	24.39%	16.5	
2	1. Teachers ability to organize lecture	Excellent	9.25	20	48.78%	185
		Satisfactory	6.34	12	29.27%	76.08
		Inadequate	2.50	4	9.76%	10
		Can't Judge	3.16	5	12.2%	15.8
	2. Speed of presentation	Just Right	4.75	27	65.85%	128.25
		Too Fast	1.34	6	14.63%	8.04
		Can't Judge	1.40	8	19.51%	11.2
	3. Does the teacher encourage questioning	Yes	6.88	30	73.17%	206.4
		Some Times	3.89	4	9.76%	15.56
		No	0.74	2	4.88%	1.48
		Can't Judge	1.78	5	12.2%	8.9
	4. Behavior of the teacher	Pleasant	6.75	29	70.73%	195.75
		Indifferent	2.78	1	2.44%	2.78
		Unpleasant	1.28	3	7.32%	3.84
		Can't Judge	1.94	8	19.51%	15.52
	5. Sincerity of the teacher	Sincere	11.50	35	85.37%	402.5
		Not Sincere	1.33	0	0%	0
		Unable to Judge	5.06	3	7.32%	15.18
		Blank	4.03	3	7.32%	12.09
	6. Overall Teaching effectiveness	Excellent	11.25	22	53.66%	247.5
		Good	9.03	10	24.39%	90.3
		Fair	6.46	3	7.32%	19.38
		Poor	1.56	2	4.88%	3.12
		Can't Judge	2.03	4	9.76%	8.12

Strength and Weakness

No remarks found.

Special Remarks

No special remarks found.

Head of The Department




PRINCIPAL
Sree Chitra Thirunal
College of Engineering
Trivandrum - 18



Staff : MERLIN RAJATHA N R

Subject : MAT101 - LINEAR ALGEBRA & CALCULUS

Session Name: Feedback 2023 December

Session Id : TE-SN2185-Dec-2023

Users Completed : 40

Batch : BTech KTU EC 2K23 A

Survey Id : TE26-Jan-2020

Overall Score : 83.02

Section	Question	Option	Mark	Users Opted	Opted %	Total Mark
1	1. Subject Knowledge	Excellent	17.75	26	65%	461.5
		Good	14.13	8	20%	113.04
		Fair	10.28	2	5%	20.56
		Poor	3.53	2	5%	7.06
		Can't Judge	8.00	2	5%	16
	2. Clarity and Understanding of teachers Explanations	Excellent	14.50	21	52.5%	304.5
		Good	11.81	11	27.5%	129.91
		Fair	8.11	4	10%	32.44
		Poor	2.01	2	5%	4.02
		Can't Judge	4.09	2	5%	8.18
	3. Teachers Willingness to Help	Excellent	7.50	22	55%	165
		Good	5.71	11	27.5%	62.81
		Fair	4.04	3	7.5%	12.12
		Poor	1.13	1	2.5%	1.13
		Can't Judge	2.21	3	7.5%	6.63
	4. Approximate % of classes NOT engaged by the teachers	Less than 10	5.85	24	60%	140.4
		10 to 25	3.66	4	10%	14.64
		More than 25	1.91	1	2.5%	1.91
		Can't Judge	1.64	11	27.5%	18.04
	5. Whether the teachers dictates notes only	No	4.00	24	60%	96
Yes		0.67	10	25%	6.7	
Can't Judge		1.65	6	15%	9.9	
2	1. Teachers ability to organize lecture	Excellent	9.25	22	55%	203.5
		Satisfactory	6.34	11	27.5%	69.74
		Inadequate	2.50	2	5%	5
		Can't Judge	3.16	5	12.5%	15.8
	2. Speed of presentation	Just Right	4.75	30	75%	142.5
		Too Fast	1.34	6	15%	8.04
		Can't Judge	1.40	4	10%	5.6
	3. Does the teacher encourage questioning	Yes	6.88	27	67.5%	185.76
		Some Times	3.89	7	17.5%	27.23
		No	0.74	2	5%	1.48
		Can't Judge	1.78	4	10%	7.12
	4. Behavior of the teacher	Pleasant	6.75	33	82.5%	222.75
		Indifferent	2.78	2	5%	5.56
		Unpleasant	1.28	1	2.5%	1.28
		Can't Judge	1.94	4	10%	7.76
	5. Sincerity of the teacher	Sincere	11.50	34	85%	391
		Not Sincere	1.33	2	5%	2.66
		Unable to Judge	5.06	3	7.5%	15.18
		Blank	4.03	1	2.5%	4.03
	6. Overall Teaching effectiveness	Excellent	11.25	22	55%	247.5
		Good	9.03	10	25%	90.3
		Fair	6.46	3	7.5%	19.38
		Poor	1.56	2	5%	3.12
		Can't Judge	2.03	3	7.5%	6.09


Strength and Weakness

No remarks found.

Special Remarks

No special remarks found.

Head of The Department




PRINCIPAL
Sree Chitra Thirunal
College of Engineering
Trivandrum - 18



Staff : DR. P SAVITHA

Subject : MAT101 - LINEAR ALGEBRA & CALCULUS

Session Name: Feedback 2023 December

Session Id : TE-SN2185-Dec-2023

Users Completed : 40

Batch : BTech KTU EC 2K23 A

Survey Id : TE26-Jan-2020

Overall Score : 86.7

Section	Question	Option	Mark	Users Opted	Opted %	Total Mark
1	1. Subject Knowledge	Excellent	17.75	25	62.5%	443.75
		Good	14.13	11	27.5%	155.43
		Fair	10.28	1	2.5%	10.28
		Poor	3.53	1	2.5%	3.53
		Can't Judge	8.00	2	5%	16
	2. Clarity and Understanding of teachers Explanations	Excellent	14.50	23	57.5%	333.5
		Good	11.81	10	25%	118.1
		Fair	8.11	4	10%	32.44
		Poor	2.01	1	2.5%	2.01
		Can't Judge	4.09	2	5%	8.18
	3. Teachers Willingness to Help	Excellent	7.50	25	62.5%	187.5
		Good	5.71	10	25%	57.1
		Fair	4.04	2	5%	8.08
		Poor	1.13	1	2.5%	1.13
		Can't Judge	2.21	2	5%	4.42
	4. Approximate % of classes NOT engaged by the teachers	Less than 10	5.85	28	70%	163.8
		10 to 25	3.66	3	7.5%	10.98
		More than 25	1.91	1	2.5%	1.91
		Can't Judge	1.64	8	20%	13.12
	5. Whether the teachers dictates notes only	No	4.00	30	75%	120
Yes		0.67	6	15%	4.02	
Can't Judge		1.65	4	10%	6.6	
2	1. Teachers ability to organize lecture	Excellent	9.25	26	65%	240.5
		Satisfactory	6.34	10	25%	63.4
		Inadequate	2.50	1	2.5%	2.5
		Can't Judge	3.16	3	7.5%	9.48
	2. Speed of presentation	Just Right	4.75	34	85%	161.5
		Too Fast	1.34	2	5%	2.68
		Can't Judge	1.40	4	10%	5.6
	3. Does the teacher encourage questioning	Yes	6.88	28	70%	192.64
		Some Times	3.89	7	17.5%	27.23
		No	0.74	1	2.5%	0.74
		Can't Judge	1.78	4	10%	7.12
	4. Behavior of the teacher	Pleasant	6.75	36	90%	243
		Indifferent	2.78	0	0%	0
		Unpleasant	1.28	1	2.5%	1.28
		Can't Judge	1.94	3	7.5%	5.82
	5. Sincerity of the teacher	Sincere	11.50	35	87.5%	402.5
		Not Sincere	1.33	1	2.5%	1.33
		Unable to Judge	5.06	2	5%	10.12
		Blank	4.03	2	5%	8.06
	6. Overall Teaching effectiveness	Excellent	11.25	25	62.5%	281.25
		Good	9.03	8	20%	72.24
		Fair	6.46	3	7.5%	19.38
		Can't Judge	1.56	1	2.5%	1.56
				2.03	3	7.5%

Strength and Weakness


- good

Special Remarks

No special remarks found.

Head of The Department




PRINCIPAL
Sree Chitra Thirunal
College of Engineering
Trivandrum - 18



Staff : BINDHU BERNARD

Subject : EST100 - ENGINEERING MECHANICS

Session Name: Feedback 2023 December

Session Id : TE-SN2185-Dec-2023

Users Completed : 41

Batch : BTech KTU EC 2K23 A

Survey Id : TE26-Jan-2020

Overall Score : 86.11

Section	Question	Option	Mark	Users Opted	Opted %	Total Mark
1	1. Subject Knowledge	Excellent	17.75	30	73.17%	532.5
		Good	14.13	6	14.63%	84.78
		Fair	10.28	2	4.88%	20.56
		Poor	3.53	1	2.44%	3.53
		Can't Judge	8.00	2	4.88%	16
	2. Clarity and Understanding of teachers Explanations	Excellent	14.50	27	65.85%	391.5
		Good	11.81	9	21.95%	106.29
		Fair	8.11	2	4.88%	16.22
		Poor	2.01	1	2.44%	2.01
		Can't Judge	4.09	2	4.88%	8.18
	3. Teachers Willingness to Help	Excellent	7.50	28	68.29%	210
		Good	5.71	7	17.07%	39.97
		Fair	4.04	2	4.88%	8.08
		Poor	1.13	2	4.88%	2.26
		Can't Judge	2.21	2	4.88%	4.42
	4. Approximate % of classes NOT engaged by the teachers	Less than 10	5.85	28	68.29%	163.8
		10 to 25	3.66	3	7.32%	10.98
		More than 25	1.91	2	4.88%	3.82
		Can't Judge	1.64	8	19.51%	13.12
	5. Whether the teachers dictates notes only	No	4.00	30	73.17%	120
Yes		0.67	7	17.07%	4.69	
Can't Judge		1.65	4	9.76%	6.6	
2	1. Teachers ability to organize lecture	Excellent	9.25	27	65.85%	249.75
		Satisfactory	6.34	9	21.95%	57.06
		Inadequate	2.50	2	4.88%	5
		Can't Judge	3.16	3	7.32%	9.48
	2. Speed of presentation	Just Right	4.75	30	73.17%	142.5
		Too Fast	1.34	8	19.51%	10.72
		Can't Judge	1.40	3	7.32%	4.2
	3. Does the teacher encourage questioning	Yes	6.88	29	70.73%	199.52
		Some Times	3.89	7	17.07%	27.23
		No	0.74	1	2.44%	0.74
		Can't Judge	1.78	4	9.76%	7.12
	4. Behavior of the teacher	Pleasant	6.75	32	78.05%	216
		Indifferent	2.78	2	4.88%	5.56
		Unpleasant	1.28	2	4.88%	2.56
		Can't Judge	1.94	5	12.2%	9.7
	5. Sincerity of the teacher	Sincere	11.50	35	85.37%	402.5
		Not Sincere	1.33	1	2.44%	1.33
		Unable to Judge	5.06	3	7.32%	15.18
		Blank	4.03	2	4.88%	8.06
	6. Overall Teaching effectiveness	Excellent	11.25	26	63.41%	292.5
		Good	9.03	8	19.51%	72.24
		Fair	6.46	2	4.88%	12.92
		Poor	1.56	2	4.88%	3.12
		Can't Judge	2.03	3	7.32%	6.09

Strength and Weakness

- good

Special Remarks

No special remarks found.

Head of The Department



(Signature)
PRINCIPAL
Sree Chitra Thirunal
College of Engineering
Trivandrum - 18



Staff : DR.SHIMI LAWRENCE

Subject : EST120 - BASICS OF CIVIL & MECHANICAL ENGINEERING

Session Name: Feedback 2023 December

Session Id : TE-SN2185-Dec-2023

Users Completed : 41

Batch : BTech KTU EC 2K23 A

Survey Id : TE26-Jan-2020

Overall Score : 86.7

Section	Question	Option	Mark	Users Opted	Opted %	Total Mark
1	1. Subject Knowledge	Excellent	17.75	29	70.73%	514.75
		Good	14.13	5	12.2%	70.65
		Fair	10.28	4	9.76%	41.12
		Poor	3.53	0	0%	0
		Can't Judge	8.00	3	7.32%	24
	2. Clarity and Understanding of teachers Explanations	Excellent	14.50	24	58.54%	348
		Good	11.81	9	21.95%	106.29
		Fair	8.11	5	12.2%	40.55
		Poor	2.01	0	0%	0
		Can't Judge	4.09	3	7.32%	12.27
	3. Teachers Willingness to Help	Excellent	7.50	28	68.29%	210
		Good	5.71	4	9.76%	22.84
		Fair	4.04	6	14.63%	24.24
		Poor	1.13	0	0%	0
		Can't Judge	2.21	3	7.32%	6.63
	4. Approximate % of classes NOT engaged by the teachers	Less than 10	5.85	29	70.73%	169.65
		10 to 25	3.66	2	4.88%	7.32
		More than 25	1.91	1	2.44%	1.91
		Can't Judge	1.64	9	21.95%	14.76
	5. Whether the teachers dictates notes only	No	4.00	29	70.73%	116
Yes		0.67	6	14.63%	4.02	
Can't Judge		1.65	6	14.63%	9.9	
2	1. Teachers ability to organize lecture	Excellent	9.25	26	63.41%	240.5
		Satisfactory	6.34	9	21.95%	57.06
		Inadequate	2.50	0	0%	0
		Can't Judge	3.16	6	14.63%	18.96
	2. Speed of presentation	Just Right	4.75	34	82.93%	161.5
		Too Fast	1.34	2	4.88%	2.68
		Can't Judge	1.40	5	12.2%	7
	3. Does the teacher encourage questioning	Yes	6.88	29	70.73%	199.52
		Some Times	3.89	6	14.63%	23.34
		No	0.74	1	2.44%	0.74
		Can't Judge	1.78	5	12.2%	8.9
	4. Behavior of the teacher	Pleasant	6.75	35	85.37%	236.25
		Indifferent	2.78	2	4.88%	5.56
		Unpleasant	1.28	0	0%	0
		Can't Judge	1.94	4	9.76%	7.76
	5. Sincerity of the teacher	Sincere	11.50	37	90.24%	425.5
		Not Sincere	1.33	0	0%	0
		Unable to Judge	5.06	2	4.88%	10.12
		Blank	4.03	2	4.88%	8.06
	6. Overall Teaching effectiveness	Excellent	11.25	27	65.85%	303.75
		Good	9.03	6	14.63%	54.18
		Fair	6.46	5	12.2%	32.3
		Poor	1.56	0	0%	0
		Can't Judge	2.03	3	7.32%	6.09

Strength and Weakness

- good

Special Remarks

No special remarks found.

Head of The Department



PRINCIPAL
Sree Chitra Thirunal
College of Engineering
Trivandrum - 18



Staff : GOPIKA GOPAN

Subject : HUN101 - LIFESKILLS

Session Name: Feedback 2023 December

Session Id : TE-SN2185-Dec-2023

Users Completed : 41

Batch : BTech KTU EC 2K23 A

Survey Id : TE26-Jan-2020

Overall Score : 82.82

Section	Question	Option	Mark	Users Opted	Opted %	Total Mark
1	1. Subject Knowledge	Excellent	17.75	23	56.1%	408.25
		Good	14.13	9	21.95%	127.17
		Fair	10.28	6	14.63%	61.68
		Poor	3.53	0	0%	0
		Can't Judge	8.00	3	7.32%	24
	2. Clarity and Understanding of teachers Explanations	Excellent	14.50	22	53.66%	319
		Good	11.81	10	24.39%	118.1
		Fair	8.11	6	14.63%	48.66
		Poor	2.01	0	0%	0
		Can't Judge	4.09	3	7.32%	12.27
	3. Teachers Willingness to Help	Excellent	7.50	20	48.78%	150
		Good	5.71	11	26.83%	62.81
		Fair	4.04	7	17.07%	28.28
		Poor	1.13	0	0%	0
		Can't Judge	2.21	3	7.32%	6.63
	4. Approximate % of classes NOT engaged by the teachers	Less than 10	5.85	25	60.98%	146.25
		10 to 25	3.66	4	9.76%	14.64
		More than 25	1.91	0	0%	0
		Can't Judge	1.64	12	29.27%	19.68
	5. Whether the teachers dictates notes only	No	4.00	25	60.98%	100
Yes		0.67	6	14.63%	4.02	
Can't Judge		1.65	10	24.39%	16.5	
2	1. Teachers ability to organize lecture	Excellent	9.25	22	53.66%	203.5
		Satisfactory	6.34	12	29.27%	76.08
		Inadequate	2.50	0	0%	0
		Can't Judge	3.16	7	17.07%	22.12
	2. Speed of presentation	Just Right	4.75	29	70.73%	137.75
		Too Fast	1.34	2	4.88%	2.68
		Can't Judge	1.40	10	24.39%	14
	3. Does the teacher encourage questioning	Yes	6.88	31	75.61%	213.28
		Some Times	3.89	5	12.2%	19.45
		No	0.74	0	0%	0
		Can't Judge	1.78	5	12.2%	8.9
	4. Behavior of the teacher	Pleasant	6.75	30	73.17%	202.5
		Indifferent	2.78	3	7.32%	8.34
		Unpleasant	1.28	1	2.44%	1.28
		Can't Judge	1.94	7	17.07%	13.58
	5. Sincerity of the teacher	Sincere	11.50	35	85.37%	402.5
		Not Sincere	1.33	0	0%	0
		Unable to Judge	5.06	4	9.76%	20.24
		Blank	4.03	2	4.88%	8.06
	6. Overall Teaching effectiveness	Excellent	11.25	21	51.22%	236.25
		Good	9.03	10	24.39%	90.3
		Fair	6.46	6	14.63%	38.76
		Poor	1.56	0	0%	0
		Can't Judge	2.03	4	9.76%	8.12

Strength and Weakness

- good

Special Remarks

No special remarks found.

Head of The Department



(Handwritten Signature)

PRINCIPAL
Sree Chitra Thirunal
College of Engineering
Trivandrum - 18



Staff : DR.SANUKRISHNA S.S.

Subject : EST120(B) - BASICS OF CIVIL & MECHANICAL ENGINEERING

Session Name: Feedback 2023 December

Session Id : TE-SN2185-Dec-2023

Users Completed : 41

Batch : BTech KTU EC 2K23 A

Survey Id : TE26-Jan-2020

Overall Score : 87.28

Section	Question	Option	Mark	Users Opted	Opted %	Total Mark
1	1. Subject Knowledge	Excellent	17.75	30	73.17%	532.5
		Good	14.13	8	19.51%	113.04
		Fair	10.28	0	0%	0
		Poor	3.53	1	2.44%	3.53
		Can't Judge	8.00	2	4.88%	16
	2. Clarity and Understanding of teachers Explanations	Excellent	14.50	28	68.29%	406
		Good	11.81	9	21.95%	106.29
		Fair	8.11	1	2.44%	8.11
		Poor	2.01	1	2.44%	2.01
		Can't Judge	4.09	2	4.88%	8.18
	3. Teachers Willingness to Help	Excellent	7.50	27	65.85%	202.5
		Good	5.71	8	19.51%	45.68
		Fair	4.04	2	4.88%	8.08
		Poor	1.13	2	4.88%	2.26
		Can't Judge	2.21	2	4.88%	4.42
	4. Approximate % of classes NOT engaged by the teachers	Less than 10	5.85	29	70.73%	169.65
		10 to 25	3.66	1	2.44%	3.66
		More than 25	1.91	1	2.44%	1.91
		Can't Judge	1.64	10	24.39%	16.4
	5. Whether the teachers dictates notes only	No	4.00	28	68.29%	112
Yes		0.67	7	17.07%	4.69	
Can't Judge		1.65	6	14.63%	9.9	
2	1. Teachers ability to organize lecture	Excellent	9.25	29	70.73%	268.25
		Satisfactory	6.34	6	14.63%	38.04
		Inadequate	2.50	1	2.44%	2.5
		Can't Judge	3.16	5	12.2%	15.8
	2. Speed of presentation	Just Right	4.75	35	85.37%	166.25
		Too Fast	1.34	2	4.88%	2.68
		Can't Judge	1.40	4	9.76%	5.6
	3. Does the teacher encourage questioning	Yes	6.88	28	68.29%	192.64
		Some Times	3.89	7	17.07%	27.23
		No	0.74	2	4.88%	1.48
		Can't Judge	1.78	4	9.76%	7.12
	4. Behavior of the teacher	Pleasant	6.75	35	85.37%	236.25
		Indifferent	2.78	0	0%	0
		Unpleasant	1.28	2	4.88%	2.56
		Can't Judge	1.94	4	9.76%	7.76
	5. Sincerity of the teacher	Sincere	11.50	36	87.8%	414
		Not Sincere	1.33	1	2.44%	1.33
		Unable to Judge	5.06	2	4.88%	10.12
		Blank	4.03	2	4.88%	8.06
	6. Overall Teaching effectiveness	Excellent	11.25	27	65.85%	303.75
		Good	9.03	7	17.07%	63.21
		Fair	6.46	3	7.32%	19.38
		Poor	1.56	1	2.44%	1.56
		Can't Judge	2.03	3	7.32%	6.09

Strength and Weakness

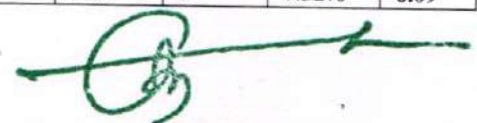
- good

Special Remarks

No special remarks found.

Head of The Department




PRINCIPAL
Sree Chitra Thirunal
College of Engineering
Trivandrum - 18



Staff : GOPIKA J S

Subject : MAT101 - LINEAR ALGEBRA & CALCULUS

Session Name: Faculty Feedback S1 FEB2023

Session Id : TE-SN1816-Feb-2023

Users Completed : 4

Batch : BTech KTU MA 2K22

Survey Id : TE26-Jan-2020

Overall Score : 98.01

Section	Question	Option	Mark	Users Opted	Opted %	Total Mark
1	1. Subject Knowledge	Excellent	17.75	4	100%	71
		Good	14.13	0	0%	0
		Fair	10.28	0	0%	0
		Poor	3.53	0	0%	0
		Can't Judge	8.00	0	0%	0
	2. Clarity and Understanding of teachers Explanations	Excellent	14.50	3	75%	43.5
		Good	11.81	1	25%	11.81
		Fair	8.11	0	0%	0
		Poor	2.01	0	0%	0
		Can't Judge	4.09	0	0%	0
	3. Teachers Willingness to Help	Excellent	7.50	4	100%	30
		Good	5.71	0	0%	0
		Fair	4.04	0	0%	0
		Poor	1.13	0	0%	0
		Can't Judge	2.21	0	0%	0
	4. Approximate % of classes NOT engaged by the teachers	Less than 10	5.85	4	100%	23.4
		10 to 25	3.66	0	0%	0
		More than 25	1.91	0	0%	0
		Can't Judge	1.64	0	0%	0
	5. Whether the teachers dictates notes only	No	4.00	4	100%	16
Yes		0.67	0	0%	0	
Can't Judge		1.65	0	0%	0	
2	1. Teachers ability to organize lecture	Excellent	9.25	4	100%	37
		Satisfactory	6.34	0	0%	0
		Inadequate	2.50	0	0%	0
		Can't Judge	3.16	0	0%	0
	2. Speed of presentation	Just Right	4.75	4	100%	19
		Too Fast	1.34	0	0%	0
		Can't Judge	1.40	0	0%	0
	3. Does the teacher encourage questioning	Yes	6.88	3	75%	20.64
		Some Times	3.89	1	25%	3.89
		No	0.74	0	0%	0
		Can't Judge	1.78	0	0%	0
	4. Behavior of the teacher	Pleasant	6.75	4	100%	27
		Indifferent	2.78	0	0%	0
		Unpleasant	1.28	0	0%	0
		Can't Judge	1.94	0	0%	0
	5. Sincerity of the teacher	Sincere	11.50	4	100%	46
		Not Sincere	1.33	0	0%	0
		Unable to Judge	5.06	0	0%	0
		Blank	4.03	0	0%	0
	6. Overall Teaching effectiveness	Excellent	11.25	3	75%	33.75
		Good	9.03	1	25%	9.03
		Fair	6.46	0	0%	0
		Poor	1.56	0	0%	0
		Can't Judge	2.03	0	0%	0

Strength and Weakness

No remarks found.

Special Remarks

No special remarks found.

Head of The Department



PRINCIPAL
Sree Chitra Thirunal
College of Engineering
Trivandrum - 18



Staff : DR. PREM KUMAR J.

Subject : EST110 - ENGINEERING GRAPHICS

Session Name: Faculty Feedback S1 FEB2023

Session Id : TE-SN1816-Feb-2023

Users Completed : 3

Batch : BTech KTU MA 2K22

Survey Id : TE26-Jan-2020

Overall Score : 92.5

Section	Question	Option	Mark	Users Opted	Opted %	Total Mark
1	1. Subject Knowledge	Excellent	17.75	3	100%	53.25
		Good	14.13	0	0%	0
		Fair	10.28	0	0%	0
		Poor	3.53	0	0%	0
		Can't Judge	8.00	0	0%	0
	2. Clarity and Understanding of teachers Explanations	Excellent	14.50	3	100%	43.5
		Good	11.81	0	0%	0
		Fair	8.11	0	0%	0
		Poor	2.01	0	0%	0
		Can't Judge	4.09	0	0%	0
	3. Teachers Willingness to Help	Excellent	7.50	3	100%	22.5
		Good	5.71	0	0%	0
		Fair	4.04	0	0%	0
		Poor	1.13	0	0%	0
		Can't Judge	2.21	0	0%	0
	4. Approximate % of classes NOT engaged by the teachers	Less than 10	5.85	3	100%	17.55
		10 to 25	3.66	0	0%	0
		More than 25	1.91	0	0%	0
		Can't Judge	1.64	0	0%	0
	5. Whether the teachers dictates notes only	No	4.00	2	66.67%	8
Yes		0.67	1	33.33%	0.67	
Can't Judge		1.65	0	0%	0	
2	1. Teachers ability to organize lecture	Excellent	9.25	1	33.33%	9.25
		Satisfactory	6.34	2	66.67%	12.68
		Inadequate	2.50	0	0%	0
		Can't Judge	3.16	0	0%	0
	2. Speed of presentation	Just Right	4.75	2	66.67%	9.5
		Too Fast	1.34	0	0%	0
		Can't Judge	1.40	1	33.33%	1.4
	3. Does the teacher encourage questioning	Yes	6.88	1	33.33%	6.88
		Some Times	3.89	2	66.67%	7.78
		No	0.74	0	0%	0
		Can't Judge	1.78	0	0%	0
	4. Behavior of the teacher	Pleasant	6.75	2	66.67%	13.5
		Indifferent	2.78	1	33.33%	2.78
		Unpleasant	1.28	0	0%	0
		Can't Judge	1.94	0	0%	0
	5. Sincerity of the teacher	Sincere	11.50	3	100%	34.5
		Not Sincere	1.33	0	0%	0
		Unable to Judge	5.06	0	0%	0
		Blank	4.03	0	0%	0
	6. Overall Teaching effectiveness	Excellent	11.25	3	100%	33.75
		Good	9.03	0	0%	0
		Fair	6.46	0	0%	0
		Poor	1.56	0	0%	0
		Can't Judge	2.03	0	0%	0

Strength and Weakness

No remarks found.

Special Remarks

No special remarks found.

Head of The Department



PRINCIPAL
Sree Chitra Thirunal
College of Engineering
Trivandrum - 18



Staff : AMAL RAJ B

Subject : EST110 - ENGINEERING GRAPHICS

Session Name: Faculty Feedback S1 FEB2023

Session Id : TE-SN1816-Feb-2023

Users Completed : 2

Batch : BTech KTU MA 2K22

Survey Id : TE26-Jan-2020

Overall Score : 82.62

Section	Question	Option	Mark	Users Opted	Opted %	Total Mark
1	1. Subject Knowledge	Excellent	17.75	2	100%	35.5
		Good	14.13	0	0%	0
		Fair	10.28	0	0%	0
		Poor	3.53	0	0%	0
		Can't Judge	8.00	0	0%	0
	2. Clarity and Understanding of teachers Explanations	Excellent	14.50	2	100%	29
		Good	11.81	0	0%	0
		Fair	8.11	0	0%	0
		Poor	2.01	0	0%	0
		Can't Judge	4.09	0	0%	0
	3. Teachers Willingness to Help	Excellent	7.50	1	50%	7.5
		Good	5.71	1	50%	5.71
		Fair	4.04	0	0%	0
		Poor	1.13	0	0%	0
		Can't Judge	2.21	0	0%	0
	4. Approximate % of classes NOT engaged by the teachers	Less than 10	5.85	1	50%	5.85
		10 to 25	3.66	1	50%	3.66
		More than 25	1.91	0	0%	0
		Can't Judge	1.64	0	0%	0
	5. Whether the teachers dictates notes only	No	4.00	2	100%	8
Yes		0.67	0	0%	0	
Can't Judge		1.65	0	0%	0	
2	1. Teachers ability to organize lecture	Excellent	9.25	0	0%	0
		Satisfactory	6.34	2	100%	12.68
		Inadequate	2.50	0	0%	0
		Can't Judge	3.16	0	0%	0
	2. Speed of presentation	Just Right	4.75	1	50%	4.75
		Too Fast	1.34	1	50%	1.34
		Can't Judge	1.40	0	0%	0
	3. Does the teacher encourage questioning	Yes	6.88	0	0%	0
		Some Times	3.89	1	50%	3.89
		No	0.74	1	50%	0.74
		Can't Judge	1.78	0	0%	0
	4. Behavior of the teacher	Pleasant	6.75	2	100%	13.5
		Indifferent	2.78	0	0%	0
		Unpleasant	1.28	0	0%	0
		Can't Judge	1.94	0	0%	0
	5. Sincerity of the teacher	Sincere	11.50	1	50%	11.5
		Not Sincere	1.33	1	50%	1.33
		Unable to Judge	5.06	0	0%	0
		Blank	4.03	0	0%	0
	6. Overall Teaching effectiveness	Excellent	11.25	1	50%	11.25
		Good	9.03	1	50%	9.03
		Fair	6.46	0	0%	0
		Poor	1.56	0	0%	0
		Can't Judge	2.03	0	0%	0

Strength and Weakness

No remarks found.

Special Remarks

No special remarks found.

Head of The Department




PRINCIPAL
Sree Chitra Thirunal
College of Engineering
Trivandrum - 18



Staff : DR.BOBY PHILIP

Subject : EST130 - BASICS OF ELECTRICAL & ELECTRONICS ENGINEERING

Session Name: Faculty Feedback S1 FEB2023

Session Id : TE-SN1816-Feb-2023

Users Completed : 2

Batch : BTech KTU MA 2K22

Survey Id : TE26-Jan-2020

Overall Score : 80.28

Section	Question	Option	Mark	Users Opted	Opted %	Total Mark
1	1. Subject Knowledge	Excellent	17.75	1	50%	17.75
		Good	14.13	1	50%	14.13
		Fair	10.28	0	0%	0
		Poor	3.53	0	0%	0
		Can't Judge	8.00	0	0%	0
	2. Clarity and Understanding of teachers Explanations	Excellent	14.50	0	0%	0
		Good	11.81	1	50%	11.81
		Fair	8.11	1	50%	8.11
		Poor	2.01	0	0%	0
		Can't Judge	4.09	0	0%	0
	3. Teachers Willingness to Help	Excellent	7.50	1	50%	7.5
		Good	5.71	0	0%	0
		Fair	4.04	1	50%	4.04
		Poor	1.13	0	0%	0
		Can't Judge	2.21	0	0%	0
	4. Approximate % of classes NOT engaged by the teachers	Less than 10	5.85	1	50%	5.85
		10 to 25	3.66	1	50%	3.66
		More than 25	1.91	0	0%	0
		Can't Judge	1.64	0	0%	0
	5. Whether the teachers dictates notes only	No	4.00	1	50%	4
Yes		0.67	1	50%	0.67	
Can't Judge		1.65	0	0%	0	
2	1. Teachers ability to organize lecture	Excellent	9.25	0	0%	0
		Satisfactory	6.34	2	100%	12.68
		Inadequate	2.50	0	0%	0
		Can't Judge	3.16	0	0%	0
	2. Speed of presentation	Just Right	4.75	0	0%	0
		Too Fast	1.34	0	0%	0
		Can't Judge	1.40	2	100%	2.8
	3. Does the teacher encourage questioning	Yes	6.88	1	50%	6.88
		Some Times	3.89	1	50%	3.89
		No	0.74	0	0%	0
		Can't Judge	1.78	0	0%	0
	4. Behavior of the teacher	Pleasant	6.75	2	100%	13.5
		Indifferent	2.78	0	0%	0
		Unpleasant	1.28	0	0%	0
		Can't Judge	1.94	0	0%	0
	5. Sincerity of the teacher	Sincere	11.50	2	100%	23
		Not Sincere	1.33	0	0%	0
		Unable to Judge	5.06	0	0%	0
		Blank	4.03	0	0%	0
	6. Overall Teaching effectiveness	Excellent	11.25	1	50%	11.25
		Good	9.03	1	50%	9.03
		Fair	6.46	0	0%	0
		Poor	1.56	0	0%	0
		Can't Judge	2.03	0	0%	0

Strength and Weakness


No remarks found.

Special Remarks

No special remarks found.

Head of The Department




PRINCIPAL
Sree Chitra Thirunal
College of Engineering
Trivandrum - 18



14-11-2020

Staff : ANAKHASREE S R

Subject : HUN101 - LIFESKILLS

Session Name: Faculty Feedback S1 FEB2023

Session Id : TE-SN1816-Feb-2023

Users Completed : 2

Batch : BTech KTU MA 2K22

Survey Id : TE26-Jan-2020

Overall Score : 99.98

Section	Question	Option	Mark	Users Opted	Opted %	Total Mark
1	1. Subject Knowledge	Excellent	17.75	2	100%	35.5
		Good	14.13	0	0%	0
		Fair	10.28	0	0%	0
		Poor	3.53	0	0%	0
		Can't Judge	8.00	0	0%	0
	2. Clarity and Understanding of teachers Explanations	Excellent	14.50	2	100%	29
		Good	11.81	0	0%	0
		Fair	8.11	0	0%	0
		Poor	2.01	0	0%	0
		Can't Judge	4.09	0	0%	0
	3. Teachers Willingness to Help	Excellent	7.50	2	100%	15
		Good	5.71	0	0%	0
		Fair	4.04	0	0%	0
		Poor	1.13	0	0%	0
		Can't Judge	2.21	0	0%	0
	4. Approximate % of classes NOT engaged by the teachers	Less than 10	5.85	2	100%	11.7
		10 to 25	3.66	0	0%	0
		More than 25	1.91	0	0%	0
		Can't Judge	1.64	0	0%	0
	5. Whether the teachers dictates notes only	No	4.00	2	100%	8
Yes		0.67	0	0%	0	
Can't Judge		1.65	0	0%	0	
2	1. Teachers ability to organize lecture	Excellent	9.25	2	100%	18.5
		Satisfactory	6.34	0	0%	0
		Inadequate	2.50	0	0%	0
		Can't Judge	3.16	0	0%	0
	2. Speed of presentation	Just Right	4.75	2	100%	9.5
		Too Fast	1.34	0	0%	0
		Can't Judge	1.40	0	0%	0
	3. Does the teacher encourage questioning	Yes	6.88	2	100%	13.76
		Some Times	3.89	0	0%	0
		No	0.74	0	0%	0
		Can't Judge	1.78	0	0%	0
	4. Behavior of the teacher	Pleasant	6.75	2	100%	13.5
		Indifferent	2.78	0	0%	0
		Unpleasant	1.28	0	0%	0
		Can't Judge	1.94	0	0%	0
	5. Sincerity of the teacher	Sincere	11.50	2	100%	23
		Not Sincere	1.33	0	0%	0
		Unable to Judge	5.06	0	0%	0
		Blank	4.03	0	0%	0
	6. Overall Teaching effectiveness	Excellent	11.25	2	100%	22.5
Good		9.03	0	0%	0	
Fair		6.46	0	0%	0	
Poor		1.56	0	0%	0	
Can't Judge		2.03	0	0%	0	

Strength and Weakness

No remarks found.

Special Remarks

No special remarks found.

Head of The Department



(Handwritten Signature)

PRINCIPAL
Sree Chitra Thirunal
College of Engineering
Trivandrum - 18



Staff : DR.RENJITH R J

Subject : EST130(B) - BASICS OF ELECTRICAL & ELECTRONICS ENGINEERING

Session Name: Faculty Feedback S1 FEB2023

Session Id : TE-SN1816-Feb-2023

Users Completed : 2

Batch : BTech KTU MA 2K22

Survey Id : TE26-Jan-2020

Overall Score : 99.98

Section	Question	Option	Mark	Users Opted	Opted %	Total Mark
1	1. Subject Knowledge	Excellent	17.75	2	100%	35.5
		Good	14.13	0	0%	0
		Fair	10.28	0	0%	0
		Poor	3.53	0	0%	0
		Can't Judge	8.00	0	0%	0
	2. Clarity and Understanding of teachers Explanations	Excellent	14.50	2	100%	29
		Good	11.81	0	0%	0
		Fair	8.11	0	0%	0
		Poor	2.01	0	0%	0
		Can't Judge	4.09	0	0%	0
	3. Teachers Willingness to Help	Excellent	7.50	2	100%	15
		Good	5.71	0	0%	0
		Fair	4.04	0	0%	0
		Poor	1.13	0	0%	0
		Can't Judge	2.21	0	0%	0
	4. Approximate % of classes NOT engaged by the teachers	Less than 10	5.85	2	100%	11.7
		10 to 25	3.66	0	0%	0
		More than 25	1.91	0	0%	0
		Can't Judge	1.64	0	0%	0
	5. Whether the teachers dictates notes only	No	4.00	2	100%	8
Yes		0.67	0	0%	0	
Can't Judge		1.65	0	0%	0	
2	1. Teachers ability to organize lecture	Excellent	9.25	2	100%	18.5
		Satisfactory	6.34	0	0%	0
		Inadequate	2.50	0	0%	0
		Can't Judge	3.16	0	0%	0
	2. Speed of presentation	Just Right	4.75	2	100%	9.5
		Too Fast	1.34	0	0%	0
		Can't Judge	1.40	0	0%	0
	3. Does the teacher encourage questioning	Yes	6.88	2	100%	13.76
		Some Times	3.89	0	0%	0
		No	0.74	0	0%	0
		Can't Judge	1.78	0	0%	0
	4. Behavior of the teacher	Pleasant	6.75	2	100%	13.5
		Indifferent	2.78	0	0%	0
		Unpleasant	1.28	0	0%	0
		Can't Judge	1.94	0	0%	0
	5. Sincerity of the teacher	Sincere	11.50	2	100%	23
		Not Sincere	1.33	0	0%	0
		Unable to Judge	5.06	0	0%	0
		Blank	4.03	0	0%	0
	6. Overall Teaching effectiveness	Excellent	11.25	2	100%	22.5
		Good	9.03	0	0%	0
		Fair	6.46	0	0%	0
		Poor	1.56	0	0%	0
		Can't Judge	2.03	0	0%	0

Strength and Weakness

No remarks found.

Special Remarks

No special remarks found.

Head of The Department



PRINCIPAL
Sree Chitra Thirunal
College of Engineering
Trivandrum - 18



Staff : SUJA DEVI V.

Subject : PHT110 - ENGINEERING PHYSICS B

Session Name: Faculty Feedback S1 FEB2023

Session Id : TE-SN1816-Feb-2023

Users Completed : 2

Batch : BTech KTU MA 2K22

Survey Id : TE26-Jan-2020

Overall Score : 82.24

Section	Question	Option	Mark	Users Opted	Opted %	Total Mark
1	1. Subject Knowledge	Excellent	17.75	2	100%	35.5
		Good	14.13	0	0%	0
		Fair	10.28	0	0%	0
		Poor	3.53	0	0%	0
		Can't Judge	8.00	0	0%	0
	2. Clarity and Understanding of teachers Explanations	Excellent	14.50	1	50%	14.5
		Good	11.81	0	0%	0
		Fair	8.11	1	50%	8.11
		Poor	2.01	0	0%	0
		Can't Judge	4.09	0	0%	0
	3. Teachers Willingness to Help	Excellent	7.50	1	50%	7.5
		Good	5.71	0	0%	0
		Fair	4.04	1	50%	4.04
		Poor	1.13	0	0%	0
		Can't Judge	2.21	0	0%	0
	4. Approximate % of classes NOT engaged by the teachers	Less than 10	5.85	2	100%	11.7
		10 to 25	3.66	0	0%	0
		More than 25	1.91	0	0%	0
		Can't Judge	1.64	0	0%	0
	5. Whether the teachers dictates notes only	No	4.00	1	50%	4
Yes		0.67	1	50%	0.67	
Can't Judge		1.65	0	0%	0	
2	1. Teachers ability to organize lecture	Excellent	9.25	1	50%	9.25
		Satisfactory	6.34	1	50%	6.34
		Inadequate	2.50	0	0%	0
		Can't Judge	3.16	0	0%	0
	2. Speed of presentation	Just Right	4.75	1	50%	4.75
		Too Fast	1.34	0	0%	0
		Can't Judge	1.40	1	50%	1.4
	3. Does the teacher encourage questioning	Yes	6.88	2	100%	13.76
		Some Times	3.89	0	0%	0
		No	0.74	0	0%	0
		Can't Judge	1.78	0	0%	0
	4. Behavior of the teacher	Pleasant	6.75	1	50%	6.75
		Indifferent	2.78	0	0%	0
		Unpleasant	1.28	0	0%	0
		Can't Judge	1.94	1	50%	1.94
	5. Sincerity of the teacher	Sincere	11.50	1	50%	11.5
		Not Sincere	1.33	0	0%	0
		Unable to Judge	5.06	1	50%	5.06
		Blank	4.03	0	0%	0
	6. Overall Teaching effectiveness	Excellent	11.25	1	50%	11.25
		Good	9.03	0	0%	0
		Fair	6.46	1	50%	6.46
		Poor	1.56	0	0%	0
		Can't Judge	2.03	0	0%	0

Strength and Weakness

No remarks found.

Special Remarks

No special remarks found.

Head of The Department



PRINCIPAL
Sree Chitra Thirunal
College of Engineering
Trivandrum - 18



Staff : DHANYA V V

Subject : MAT101 - LINEAR ALGEBRA & CALCULUS

Session Name: Feedback 2023 December

Session Id : TE-SN2185-Dec-2023

Users Completed : 59

Batch : BTech KTU ME 2K23 A

Survey Id : TE26-Jan-2020

Overall Score : 86.76

Section	Question	Option	Mark	Users Opted	Opted %	Total Mark
1	1. Subject Knowledge	Excellent	17.75	40	67.8%	710
		Good	14.13	13	22.03%	183.69
		Fair	10.28	2	3.39%	20.56
		Poor	3.53	3	5.08%	10.59
		Can't Judge	8.00	1	1.69%	8
	2. Clarity and Understanding of teachers Explanations	Excellent	14.50	40	67.8%	580
		Good	11.81	13	22.03%	153.53
		Fair	8.11	2	3.39%	16.22
		Poor	2.01	3	5.08%	6.03
		Can't Judge	4.09	1	1.69%	4.09
	3. Teachers Willingness to Help	Excellent	7.50	39	66.1%	292.5
		Good	5.71	12	20.34%	68.52
		Fair	4.04	4	6.78%	16.16
		Poor	1.13	3	5.08%	3.39
		Can't Judge	2.21	1	1.69%	2.21
	4. Approximate % of classes NOT engaged by the teachers	Less than 10	5.85	41	69.49%	239.85
		10 to 25	3.66	1	1.69%	3.66
		More than 25	1.91	4	6.78%	7.64
		Can't Judge	1.64	13	22.03%	21.32
	5. Whether the teachers dictates notes only	No	4.00	41	69.49%	164
Yes		0.67	6	10.17%	4.02	
Can't Judge		1.65	12	20.34%	19.8	
2	1. Teachers ability to organize lecture	Excellent	9.25	39	66.1%	360.75
		Satisfactory	6.34	12	20.34%	76.08
		Inadequate	2.50	3	5.08%	7.5
		Can't Judge	3.16	5	8.47%	15.8
	2. Speed of presentation	Just Right	4.75	48	81.36%	228
		Too Fast	1.34	4	6.78%	5.36
		Can't Judge	1.40	7	11.86%	9.8
	3. Does the teacher encourage questioning	Yes	6.88	43	72.88%	295.84
		Some Times	3.89	8	13.56%	31.12
		No	0.74	2	3.39%	1.48
		Can't Judge	1.78	6	10.17%	10.68
	4. Behavior of the teacher	Pleasant	6.75	47	79.66%	317.25
		Indifferent	2.78	5	8.47%	13.9
		Unpleasant	1.28	4	6.78%	5.12
		Can't Judge	1.94	3	5.08%	5.82
	5. Sincerity of the teacher	Sincere	11.50	51	86.44%	586.5
		Not Sincere	1.33	3	5.08%	3.99
		Unable to Judge	5.06	2	3.39%	10.12
		Blank	4.03	3	5.08%	12.09
	6. Overall Teaching effectiveness	Excellent	11.25	43	72.88%	483.75
		Good	9.03	7	11.86%	63.21
		Fair	6.46	5	8.47%	32.3
		Poor	1.56	3	5.08%	4.68
		Can't Judge	2.03	1	1.69%	2.03

Strength and Weakness

No remarks found.

Special Remarks

No special remarks found.

Head of The Department



PRINCIPAL
Sree Chitra Thirunal
College of Engineering
Trivandrum - 18



Staff : MERLIN RAJATHA N R

Subject : MAT101 - LINEAR ALGEBRA & CALCULUS

Session Name: Feedback 2023 December

Session Id : TE-SN2185-Dec-2023

Users Completed : 59

Batch : BTech KTU ME 2K23 A

Survey Id : TE26-Jan-2020

Overall Score : 89.47

Section	Question	Option	Mark	Users Opted	Opted %	Total Mark
1	1. Subject Knowledge	Excellent	17.75	46	77.97%	816.5
		Good	14.13	10	16.95%	141.3
		Fair	10.28	1	1.69%	10.28
		Poor	3.53	1	1.69%	3.53
		Can't Judge	8.00	1	1.69%	8
	2. Clarity and Understanding of teachers Explanations	Excellent	14.50	43	72.88%	623.5
		Good	11.81	9	15.25%	106.29
		Fair	8.11	4	6.78%	32.44
		Poor	2.01	2	3.39%	4.02
		Can't Judge	4.09	1	1.69%	4.09
	3. Teachers Willingness to Help	Excellent	7.50	41	69.49%	307.5
		Good	5.71	11	18.64%	62.81
		Fair	4.04	3	5.08%	12.12
		Poor	1.13	2	3.39%	2.26
		Can't Judge	2.21	2	3.39%	4.42
	4. Approximate % of classes NOT engaged by the teachers	Less than 10	5.85	44	74.58%	257.4
		10 to 25	3.66	4	6.78%	14.64
		More than 25	1.91	3	5.08%	5.73
		Can't Judge	1.64	8	13.56%	13.12
	5. Whether the teachers dictates notes only	No	4.00	47	79.66%	188
Yes		0.67	4	6.78%	2.68	
Can't Judge		1.65	8	13.56%	13.2	
2	1. Teachers ability to organize lecture	Excellent	9.25	41	69.49%	379.25
		Satisfactory	6.34	13	22.03%	82.42
		Inadequate	2.50	1	1.69%	2.5
		Can't Judge	3.16	4	6.78%	12.64
	2. Speed of presentation	Just Right	4.75	48	81.36%	228
		Too Fast	1.34	5	8.47%	6.7
		Can't Judge	1.40	6	10.17%	8.4
	3. Does the teacher encourage questioning	Yes	6.88	43	72.88%	295.84
		Some Times	3.89	11	18.64%	42.79
		No	0.74	1	1.69%	0.74
		Can't Judge	1.78	4	6.78%	7.12
	4. Behavior of the teacher	Pleasant	6.75	49	83.05%	330.75
		Indifferent	2.78	7	11.86%	19.46
		Unpleasant	1.28	1	1.69%	1.28
		Can't Judge	1.94	2	3.39%	3.88
	5. Sincerity of the teacher	Sincere	11.50	52	88.14%	598
		Not Sincere	1.33	4	6.78%	5.32
		Unable to Judge	5.06	2	3.39%	10.12
		Blank	4.03	1	1.69%	4.03
	6. Overall Teaching effectiveness	Excellent	11.25	44	74.58%	495
		Good	9.03	9	15.25%	81.27
		Fair	6.46	4	6.78%	25.84
		Poor	1.56	1	1.69%	1.56
		Can't Judge	2.03	1	1.69%	2.03


Strength and Weakness

No remarks found.

Special Remarks

No special remarks found.

Head of The Department



PRINCIPAL
Sree Chitra Thirunal
College of Engineering
Trivandrum - 18



Staff : SALINIGOPAL M S

Subject : PHT110 - ENGINEERING PHYSICS B

Session Name: Feedback 2023 December

Session Id : TE-SN2185-Dec-2023

Users Completed : 59

Batch : BTech KTU ME 2K23 A

Survey Id : TE26-Jan-2020

Overall Score : 93.87

Section	Question	Option	Mark	Users Opted	Opted %	Total Mark
1	1. Subject Knowledge	Excellent	17.75	50	84.75%	887.5
		Good	14.13	7	11.86%	98.91
		Fair	10.28	1	1.69%	10.28
		Poor	3.53	0	0%	0
		Can't Judge	8.00	1	1.69%	8
	2. Clarity and Understanding of teachers Explanations	Excellent	14.50	49	83.05%	710.5
		Good	11.81	9	15.25%	106.29
		Fair	8.11	0	0%	0
		Poor	2.01	0	0%	0
		Can't Judge	4.09	1	1.69%	4.09
	3. Teachers Willingness to Help	Excellent	7.50	50	84.75%	375
		Good	5.71	7	11.86%	39.97
		Fair	4.04	1	1.69%	4.04
		Poor	1.13	0	0%	0
		Can't Judge	2.21	1	1.69%	2.21
	4. Approximate % of classes NOT engaged by the teachers	Less than 10	5.85	47	79.66%	274.95
		10 to 25	3.66	4	6.78%	14.64
		More than 25	1.91	1	1.69%	1.91
		Can't Judge	1.64	7	11.86%	11.48
	5. Whether the teachers dictates notes only	No	4.00	47	79.66%	188
Yes		0.67	5	8.47%	3.35	
Can't Judge		1.65	7	11.86%	11.55	
2	1. Teachers ability to organize lecture	Excellent	9.25	50	84.75%	462.5
		Satisfactory	6.34	5	8.47%	31.7
		Inadequate	2.50	0	0%	0
		Can't Judge	3.16	4	6.78%	12.64
	2. Speed of presentation	Just Right	4.75	53	89.83%	251.75
		Too Fast	1.34	3	5.08%	4.02
		Can't Judge	1.40	3	5.08%	4.2
	3. Does the teacher encourage questioning	Yes	6.88	50	84.75%	344
		Some Times	3.89	7	11.86%	27.23
		No	0.74	0	0%	0
		Can't Judge	1.78	2	3.39%	3.56
	4. Behavior of the teacher	Pleasant	6.75	54	91.53%	364.5
		Indifferent	2.78	3	5.08%	8.34
		Unpleasant	1.28	0	0%	0
		Can't Judge	1.94	2	3.39%	3.88
	5. Sincerity of the teacher	Sincere	11.50	53	89.83%	609.5
		Not Sincere	1.33	4	6.78%	5.32
		Unable to Judge	5.06	1	1.69%	5.06
		Blank	4.03	1	1.69%	4.03
	6. Overall Teaching effectiveness	Excellent	11.25	53	89.83%	596.25
		Good	9.03	5	8.47%	45.15
		Fair	6.46	0	0%	0
		Poor	1.56	0	0%	0
		Can't Judge	2.03	1	1.69%	2.03


Strength and Weakness

• m

Special Remarks

No special remarks found.

Head of The Department



PRINCIPAL
Sree Chitra Thirunal
College of Engineering
Trivandrum - 18



Staff : DR.SREEJITH B.J.

Subject : EST110 - ENGINEERING GRAPHICS

Session Name: Feedback 2023 December

Session Id : TE-SN2185-Dec-2023

Users Completed : 59

Batch : BTech KTU ME 2K23 A

Survey Id : TE26-Jan-2020

Overall Score : 95.12

Section	Question	Option	Mark	Users Opted	Opted %	Total Mark
1	1. Subject Knowledge	Excellent	17.75	51	86.44%	905.25
		Good	14.13	7	11.86%	98.91
		Fair	10.28	0	0%	0
		Poor	3.53	0	0%	0
		Can't Judge	8.00	1	1.69%	8
	2. Clarity and Understanding of teachers Explanations	Excellent	14.50	53	89.83%	768.5
		Good	11.81	5	8.47%	59.05
		Fair	8.11	0	0%	0
		Poor	2.01	0	0%	0
		Can't Judge	4.09	1	1.69%	4.09
	3. Teachers Willingness to Help	Excellent	7.50	53	89.83%	397.5
		Good	5.71	5	8.47%	28.55
		Fair	4.04	0	0%	0
		Poor	1.13	0	0%	0
		Can't Judge	2.21	1	1.69%	2.21
	4. Approximate % of classes NOT engaged by the teachers	Less than 10	5.85	47	79.66%	274.95
		10 to 25	3.66	2	3.39%	7.32
		More than 25	1.91	2	3.39%	3.82
		Can't Judge	1.64	8	13.56%	13.12
	5. Whether the teachers dictates notes only	No	4.00	50	84.75%	200
Yes		0.67	1	1.69%	0.67	
Can't Judge		1.65	8	13.56%	13.2	
2	1. Teachers ability to organize lecture	Excellent	9.25	50	84.75%	462.5
		Satisfactory	6.34	5	8.47%	31.7
		Inadequate	2.50	0	0%	0
		Can't Judge	3.16	4	6.78%	12.64
	2. Speed of presentation	Just Right	4.75	53	89.83%	251.75
		Too Fast	1.34	1	1.69%	1.34
		Can't Judge	1.40	5	8.47%	7
	3. Does the teacher encourage questioning	Yes	6.88	51	86.44%	350.88
		Some Times	3.89	3	5.08%	11.67
		No	0.74	0	0%	0
		Can't Judge	1.78	5	8.47%	8.9
	4. Behavior of the teacher	Pleasant	6.75	55	93.22%	371.25
		Indifferent	2.78	1	1.69%	2.78
		Unpleasant	1.28	0	0%	0
		Can't Judge	1.94	3	5.08%	5.82
	5. Sincerity of the teacher	Sincere	11.50	57	96.61%	655.5
		Not Sincere	1.33	1	1.69%	1.33
		Unable to Judge	5.06	0	0%	0
		Blank	4.03	1	1.69%	4.03
	6. Overall Teaching effectiveness	Excellent	11.25	55	93.22%	618.75
		Good	9.03	3	5.08%	27.09
		Fair	6.46	0	0%	0
		Poor	1.56	0	0%	0
		Can't Judge	2.03	1	1.69%	2.03

Strength and Weakness

No remarks found.

Special Remarks

No special remarks found.

Head of The Department




PRINCIPAL
Sree Chitra Thirunal
College of Engineering
Thiruvananthapuram



Staff : DR.BOBY PHILIP

Subject : EST130 - BASICS OF ELECTRICAL & ELECTRONICS ENGINEERING

Session Name: Feedback 2023 December

Session Id : TE-SN2185-Dec-2023

Users Completed : 59

Batch : BTech KTU ME 2K23 A

Survey Id : TE26-Jan-2020

Overall Score : 93.83

Section	Question	Option	Mark	Users Opted	Opted %	Total Mark
1	1. Subject Knowledge	Excellent	17.75	52	88.14%	923
		Good	14.13	4	6.78%	56.52
		Fair	10.28	2	3.39%	20.56
		Poor	3.53	0	0%	0
		Can't Judge	8.00	1	1.69%	8
	2. Clarity and Understanding of teachers Explanations	Excellent	14.50	51	86.44%	739.5
		Good	11.81	4	6.78%	47.24
		Fair	8.11	2	3.39%	16.22
		Poor	2.01	1	1.69%	2.01
		Can't Judge	4.09	1	1.69%	4.09
	3. Teachers Willingness to Help	Excellent	7.50	51	86.44%	382.5
		Good	5.71	5	8.47%	28.55
		Fair	4.04	1	1.69%	4.04
		Poor	1.13	1	1.69%	1.13
		Can't Judge	2.21	1	1.69%	2.21
	4. Approximate % of classes NOT engaged by the teachers	Less than 10	5.85	48	81.36%	280.8
		10 to 25	3.66	1	1.69%	3.66
		More than 25	1.91	2	3.39%	3.82
		Can't Judge	1.64	8	13.56%	13.12
	5. Whether the teachers dictates notes only	No	4.00	51	86.44%	204
Yes		0.67	3	5.08%	2.01	
Can't Judge		1.65	5	8.47%	8.25	
2	1. Teachers ability to organize lecture	Excellent	9.25	48	81.36%	444
		Satisfactory	6.34	8	13.56%	50.72
		Inadequate	2.50	0	0%	0
		Can't Judge	3.16	3	5.08%	9.48
	2. Speed of presentation	Just Right	4.75	54	91.53%	256.5
		Too Fast	1.34	1	1.69%	1.34
		Can't Judge	1.40	4	6.78%	5.6
	3. Does the teacher encourage questioning	Yes	6.88	50	84.75%	344
		Some Times	3.89	5	8.47%	19.45
		No	0.74	2	3.39%	1.48
		Can't Judge	1.78	2	3.39%	3.56
	4. Behavior of the teacher	Pleasant	6.75	55	93.22%	371.25
		Indifferent	2.78	1	1.69%	2.78
		Unpleasant	1.28	1	1.69%	1.28
		Can't Judge	1.94	2	3.39%	3.88
	5. Sincerity of the teacher	Sincere	11.50	55	93.22%	632.5
		Not Sincere	1.33	1	1.69%	1.33
		Unable to Judge	5.06	2	3.39%	10.12
		Blank	4.03	1	1.69%	4.03
	6. Overall Teaching effectiveness	Excellent	11.25	50	84.75%	562.5
		Good	9.03	4	6.78%	36.12
		Fair	6.46	3	5.08%	19.38
		Poor	1.56	1	1.69%	1.56
		Can't Judge	2.03	1	1.69%	2.03

Strength and Weakness

• oke

Special Remarks

No special remarks found.

Head of The Department



(Handwritten signature)

PRINCIPAL
Sree Chitra Thirunal
College of Engineering
Trivandrum - 18



Staff : SREEKUTTY S

Subject : EST130 - BASICS OF ELECTRICAL & ELECTRONICS ENGINEERING

Session Name: Feedback 2023 December

Session Id : TE-SN2185-Dec-2023

Users Completed : 59

Batch : BTech KTU ME 2K23 A

Survey Id : TE26-Jan-2020

Overall Score : 91.49

Section	Question	Option	Mark	Users Opted	Opted %	Total Mark
1	1. Subject Knowledge	Excellent	17.75	45	76.27%	798.75
		Good	14.13	10	16.95%	141.3
		Fair	10.28	1	1.69%	10.28
		Poor	3.53	2	3.39%	7.06
		Can't Judge	8.00	1	1.69%	8
	2. Clarity and Understanding of teachers Explanations	Excellent	14.50	45	76.27%	652.5
		Good	11.81	11	18.64%	129.91
		Fair	8.11	1	1.69%	8.11
		Poor	2.01	1	1.69%	2.01
		Can't Judge	4.09	1	1.69%	4.09
	3. Teachers Willingness to Help	Excellent	7.50	45	76.27%	337.5
		Good	5.71	10	16.95%	57.1
		Fair	4.04	2	3.39%	8.08
		Poor	1.13	1	1.69%	1.13
		Can't Judge	2.21	1	1.69%	2.21
	4. Approximate % of classes NOT engaged by the teachers	Less than 10	5.85	48	81.36%	280.8
		10 to 25	3.66	2	3.39%	7.32
		More than 25	1.91	1	1.69%	1.91
		Can't Judge	1.64	8	13.56%	13.12
	5. Whether the teachers dictates notes only	No	4.00	46	77.97%	184
Yes		0.67	6	10.17%	4.02	
Can't Judge		1.65	7	11.86%	11.55	
2	1. Teachers ability to organize lecture	Excellent	9.25	45	76.27%	416.25
		Satisfactory	6.34	9	15.25%	57.06
		Inadequate	2.50	1	1.69%	2.5
		Can't Judge	3.16	4	6.78%	12.64
	2. Speed of presentation	Just Right	4.75	51	86.44%	242.25
		Too Fast	1.34	3	5.08%	4.02
		Can't Judge	1.40	5	8.47%	7
	3. Does the teacher encourage questioning	Yes	6.88	48	81.36%	330.24
		Some Times	3.89	7	11.86%	27.23
		No	0.74	0	0%	0
		Can't Judge	1.78	4	6.78%	7.12
	4. Behavior of the teacher	Pleasant	6.75	51	86.44%	344.25
		Indifferent	2.78	3	5.08%	8.34
		Unpleasant	1.28	0	0%	0
		Can't Judge	1.94	5	8.47%	9.7
	5. Sincerity of the teacher	Sincere	11.50	54	91.53%	621
		Not Sincere	1.33	1	1.69%	1.33
		Unable to Judge	5.06	2	3.39%	10.12
		Blank	4.03	2	3.39%	8.06
	6. Overall Teaching effectiveness	Excellent	11.25	47	79.66%	528.75
		Good	9.03	8	13.56%	72.24
		Fair	6.46	2	3.39%	12.92
		Poor	1.56	0	0%	0
		Can't Judge	2.03	2	3.39%	4.06

Strength and Weakness

No remarks found.

Special Remarks

No special remarks found.

Head of The Department



PRINCIPAL
Sree Chitra Thirunal
College of Engineering
Trivandrum - 1



Staff : DR.ANNAPOORNA L R

Subject : HUN101 - LIFESKILLS

Session Name: Feedback 2023 December

Session Id : TE-SN2185-Dec-2023

Users Completed : 59

Batch : BTech KTU ME 2K23 A

Survey Id : TE26-Jan-2020

Overall Score : 95.1

Section	Question	Option	Mark	Users Opted	Opted %	Total Mark
1	1. Subject Knowledge	Excellent	17.75	54	91.53%	958.5
		Good	14.13	4	6.78%	56.52
		Fair	10.28	0	0%	0
		Poor	3.53	0	0%	0
		Can't Judge	8.00	1	1.69%	8
	2. Clarity and Understanding of teachers Explanations	Excellent	14.50	52	88.14%	754
		Good	11.81	6	10.17%	70.86
		Fair	8.11	0	0%	0
		Poor	2.01	0	0%	0
		Can't Judge	4.09	1	1.69%	4.09
	3. Teachers Willingness to Help	Excellent	7.50	52	88.14%	390
		Good	5.71	5	8.47%	28.55
		Fair	4.04	0	0%	0
		Poor	1.13	0	0%	0
		Can't Judge	2.21	2	3.39%	4.42
	4. Approximate % of classes NOT engaged by the teachers	Less than 10	5.85	46	77.97%	269.1
		10 to 25	3.66	2	3.39%	7.32
		More than 25	1.91	2	3.39%	3.82
		Can't Judge	1.64	9	15.25%	14.76
	5. Whether the teachers dictates notes only	No	4.00	51	86.44%	204
Yes		0.67	3	5.08%	2.01	
Can't Judge		1.65	5	8.47%	8.25	
2	1. Teachers ability to organize lecture	Excellent	9.25	50	84.75%	462.5
		Satisfactory	6.34	6	10.17%	38.04
		Inadequate	2.50	0	0%	0
		Can't Judge	3.16	3	5.08%	9.48
	2. Speed of presentation	Just Right	4.75	57	96.61%	270.75
		Too Fast	1.34	0	0%	0
		Can't Judge	1.40	2	3.39%	2.8
	3. Does the teacher encourage questioning	Yes	6.88	51	86.44%	350.88
		Some Times	3.89	5	8.47%	19.45
		No	0.74	0	0%	0
		Can't Judge	1.78	3	5.08%	5.34
	4. Behavior of the teacher	Pleasant	6.75	57	96.61%	384.75
		Indifferent	2.78	0	0%	0
		Unpleasant	1.28	0	0%	0
		Can't Judge	1.94	2	3.39%	3.88
	5. Sincerity of the teacher	Sincere	11.50	54	91.53%	621
		Not Sincere	1.33	2	3.39%	2.66
		Unable to Judge	5.06	2	3.39%	10.12
		Blank	4.03	1	1.69%	4.03
	6. Overall Teaching effectiveness	Excellent	11.25	53	89.83%	596.25
		Good	9.03	4	6.78%	36.12
		Fair	6.46	1	1.69%	6.46
		Poor	1.56	0	0%	0
		Can't Judge	2.03	1	1.69%	2.03

Strength and Weakness

• oke

Special Remarks

No special remarks found.

Head of The Department



PRINCIPAL
Sree Chitra Thirunal
College of Engineering
Trivandrum - 1*



Staff : DR.ANCHANA P BELMON

Subject : EST130(B) - BASICS OF ELECTRICAL & ELECTRONICS ENGINEERING

Session Name: Feedback 2023 December

Session Id : TE-SN2185-Dec-2023

Users Completed : 59

Batch : BTech KTU ME 2K23 A

Survey Id : TE26-Jan-2020

Overall Score : 94.91

Section	Question	Option	Mark	Users Opted	Opted %	Total Mark
1	1. Subject Knowledge	Excellent	17.75	51	86.44%	905.25
		Good	14.13	5	8.47%	70.65
		Fair	10.28	2	3.39%	20.56
		Poor	3.53	0	0%	0
		Can't Judge	8.00	1	1.69%	8
	2. Clarity and Understanding of teachers Explanations	Excellent	14.50	51	86.44%	739.5
		Good	11.81	6	10.17%	70.86
		Fair	8.11	1	1.69%	8.11
		Poor	2.01	0	0%	0
		Can't Judge	4.09	1	1.69%	4.09
	3. Teachers Willingness to Help	Excellent	7.50	51	86.44%	382.5
		Good	5.71	6	10.17%	34.26
		Fair	4.04	1	1.69%	4.04
		Poor	1.13	0	0%	0
		Can't Judge	2.21	1	1.69%	2.21
	4. Approximate % of classes NOT engaged by the teachers	Less than 10	5.85	50	84.75%	292.5
		10 to 25	3.66	0	0%	0
		More than 25	1.91	3	5.08%	5.73
		Can't Judge	1.64	6	10.17%	9.84
	5. Whether the teachers dictates notes only	No	4.00	50	84.75%	200
Yes		0.67	2	3.39%	1.34	
Can't Judge		1.65	7	11.86%	11.55	
2	1. Teachers ability to organize lecture	Excellent	9.25	49	83.05%	453.25
		Satisfactory	6.34	5	8.47%	31.7
		Inadequate	2.50	1	1.69%	2.5
		Can't Judge	3.16	4	6.78%	12.64
	2. Speed of presentation	Just Right	4.75	55	93.22%	261.25
		Too Fast	1.34	0	0%	0
		Can't Judge	1.40	4	6.78%	5.6
	3. Does the teacher encourage questioning	Yes	6.88	53	89.83%	364.64
		Some Times	3.89	2	3.39%	7.78
		No	0.74	1	1.69%	0.74
		Can't Judge	1.78	3	5.08%	5.34
	4. Behavior of the teacher	Pleasant	6.75	56	94.92%	378
		Indifferent	2.78	1	1.69%	2.78
		Unpleasant	1.28	1	1.69%	1.28
		Can't Judge	1.94	1	1.69%	1.94
	5. Sincerity of the teacher	Sincere	11.50	56	94.92%	644
		Not Sincere	1.33	0	0%	0
		Unable to Judge	5.06	2	3.39%	10.12
		Blank	4.03	1	1.69%	4.03
	6. Overall Teaching effectiveness	Excellent	11.25	53	89.83%	596.25
		Good	9.03	4	6.78%	36.12
		Fair	6.46	1	1.69%	6.46
		Poor	1.56	0	0%	0
		Can't Judge	2.03	1	1.69%	2.03

Strength and Weakness

No remarks found.

Special Remarks

No special remarks found.

Head of The Department



PRINCIPAL
Sree Chitra Thirunal
College of Engineering
Trivandrum - 18